

# PRODUCT SPECIFICATION

 **TEREX**®

 **ECOTEC**

**TWH 216**

**TWH 220**

**TWH 224**

**TWH 226**

**TWH 228**

**TWH 236**

**WASTE HANDLERS**



# OVERVIEW



## TWH 216

Greater mobility and flexibility

Service weight: 14.6–17.1 t  
 Engine power: 85 kW  
 Reach: max. 9.0 m

04



## TWH 220

Outstanding visibility and performance

Service weight: 19.3–21.0 t  
 Engine power: 95 kW  
 Reach: max. 10.4 m

12



## TWH 224

The all-rounder, incorporating turbo efficiency

Service weight: 22.8–24.5 t  
 Engine power: 115 kW  
 Reach: max. 11.0 m

20



## TWH 226

Greater reach. Higher load capacity.  
 Higher speeds.

Service weight: 23.9–25.5 t  
 Engine power: 115 kW  
 Reach: max. 11.0 m

20



## TWH 228

Well-thought-out machine for more power  
 and reach while retaining compact dimensions.

Service weight: 28.4–30.6 t  
 Engine power: 129 kW  
 Reach: max. 12.6 m

32



## TWH 236

Designed especially for high performance,  
 lifting capacity and maximum reliability.

Service weight: 33.0–35.5 t  
 Engine power: 160 kW  
 Reach: max. 15.0 m

38

# DYNAMIC DUO FOR HIGH-CLASS RECYCLING PROCESSES



# COMPLETE RECYCLING SOLUTIONS



# TWH 216

## GREATER MOBILITY AND FLEXIBILITY.

Robustness does not necessarily have to do with size, the **TWH 216** is compact and agile. It is the uncompromising response to the ever increasing demands of the recycling industry.

**Operating weight without attachments**

<b>TWH 216</b>	14.6–17.1 t
----------------	-------------

**Diesel engine**

Manufacturer and model	Deutz TCD 3.6 L04
Design	4-cylinder in-line engine
Functionality	4-cycle diesel, common rail direct injection, turbocharged with intercooler, controlled exhaust gas recirculation, diesel particulate filter with continuous regeneration and SCR catalytic converter

Engine power	85 kW
Rated speed	2,000 rpm
Displacement	3.6 l
Cooling system	Water and charge air cooling with temperature controlled fan speed
Exhaust emission standard	EU-Stage V
Fuel tank	180 l Diesel
DEF / Urea tank	10 l AdBlue

**Electrical system**

Alternator	24 V / 95 A
Operating voltage	24 V
Battery	2 × 12 V / 110 Ah
Lighting system	2 × LED headlamps, turn indicators and tail lights

**Travel drive**

Hydrostatic travel drive via infinitely variable axial piston motor with directly mounted travel brake valve, two-speed manual gearshift, 4-wheel drive

Travel speed 1st gear	max. 5 kph
Travel speed 2nd gear	max. 19 kph
Gradeability	max. 40%
Turning radius	7.1 m
Turning radius with all-wheel steering	4.5 m

**Swing Drive**

Drive	2-stage planetary gear with integrated multi-disc brake
Uppercarriage swing speed	0–8 rpm variable
Slewing lock	Electrically activated

**Undercarriage**

Front axle	Planetary drive axle with integrated drum brake, rigidly mounted, max. steering angle: 30°
Rear axle	Oscillating planetary drive rear axle with selectable oscillating lock
Outriggers	4-point stabilisers 2-point-stabilisers with support blade
Tyres	9.00-20 pneumatic tyres without intermediate ring

**Brakes**

Service brake	Hydraulically operated single-circuit braking system (drum brakes)
Parking brake	Electrically operated spring-loaded disc brake at transmission, acting on both front and rear axle

**Hydraulic system**

Max. pump capacity	190 + 90 lpm
Max. operating pressure	350 bar
Hydraulic oil tank	135 l

**Operator's Cab**

Cab	Infinitely variable hydraulic height-adjustment with eye level up to 5.3 m above ground Sound-deadened, ample thermal panoramic glass windows, windshield with pull-down sunblind, viewing window on cab roof, sliding window in cab door, sliding door
-----	--

Air conditioning	Automatic air-conditioning. Hot water heating with variable temperature control and 8-speed fan, 10 adjustable air nozzles, including 4 in the roof lining, 3 defroster nozzles
------------------	---

Operator's seat	Air-cushioned comfort seat with integrated headrest, safety belt and lumbar support, optional seat heating. Comfortable operation with multi-purpose adjustment options for seat position, seat inclination, seat cushion placement in relation to armrests and pilot control units. Articulating armrests and joysticks
-----------------	--

Monitoring	Ergonomic layout, anti-glare instrumentation. Multi-function display, automatic monitoring and recording of abnormal operating conditions (including all hydraulic oil filters, hydraulic oil temperature (cold/hot), coolant temperature and charge air temperature, diesel particulate filter load), visual and audible warning indication with shutdown of pilot controls/engine power reduction. Diagnosis of individual sensors possible via the multifunction display. Rear view camera and side view camera
------------	--

Noise level	Sound power level (ambience) L <sub>WA</sub> 98.7 dB(A) (metreed) acc. to directive 2000/14/EC L <sub>WA</sub> 100 dB(A) (guaranteed) acc. to directive 2000/14/EC Sound pressure level (inside the cabin) acc. to standard ISO 6396 L <sub>pa</sub> 76 dB(A)
-------------	---

Certified in accordance with CE regulations

Engine	Standard	Option
Intercooler and coolant radiator	●	
Direct electronic fuel injection / common rail	●	
Advanced automatic idle incl. engine shut-off function	●	
Diesel particle filter	●	
Engine diagnostics interface	●	
Temperature-dependent fan drive	●	

**Undercarriage**

All-wheel drive	●	
Drum brakes	●	
Rear axle oscillating lock	●	
4-point stabilisers	●	
Dozer blade in addition to 4-point stabilisers		●
2-point stabilisers and support blade		●
Stabiliser cylinders with integrated two-way check valves	●	
Piston rod protection on stabiliser cylinders	●	
Travel drive protection		●
Tool box	●	
Central lubrication point		●
Special paint (customer paint work)		●
Pneumatic tyres 9.00-20 without intermediate ring	●	
Solid rubber tyres 10.00-20 (Magnum) (2 L)		●
Solid rubber tyres 10.00-20 with intermediate ring (Solideal)		●

**Uppercarriage**

Central lubrication point	●	
Cooling system with temperature-dependent fan drive	●	
Fan drive reversing function	●	
Separate cooling system for engine and hydraulic oil cooler	●	
Rear view camera	●	
Side view camera	●	
Special paint (customer paint work)		●

Cab	Standard	Option
Hydraulic height-adjustable cab system (max. viewing height of 5.3 m)	●	
Safety glass	●	
Sliding window in cab door	●	
Windshield washer system (Windshield)	●	
Roof washer system (Skylight)		●
Air-cushioned operator seat with headrest, seatbelt, and lumbar support	●	
Seat heating		●
Joystick steering	●	
Steering column, height and tilt adjustable		●
Automatic air conditioning system	●	
Independent heating system		●
Multi-function display	●	
Document net	●	
Roof guard grille (FOPS)		●
Protective grilles to front and roof		●
12V transformer		●
Radio with Bluetooth and hands-free kit (EU and US) Radio with CD and USB ( other countries)	●	
12V socket		●
Fire extinguisher, dry powder		●
Travel alarm w/ rotating beacon		●

**Other Equipment**

Joysticks with inductive driver recognition		●
Close proximity range limiter for dipper stick	●	
Coolant and hydraulic oil level monitoring system	●	
Overload and working range monitoring		●
Hose rupture valve for boom cylinder		●
Hose rupture valve for stick cylinder		●
Quick coupling on dipper stick	●	
Overload warning device		●
Active cyclone prefilter (TOP AIR)		●
Hydraulic oil preheating		●
Light packages LED		●
LED front headlights	●	
LED working lights cabin roof front	●	
Boom cylinder damping system (piston accumulator)		●
Fuchs Telematics System, incl. 2 years service	●	

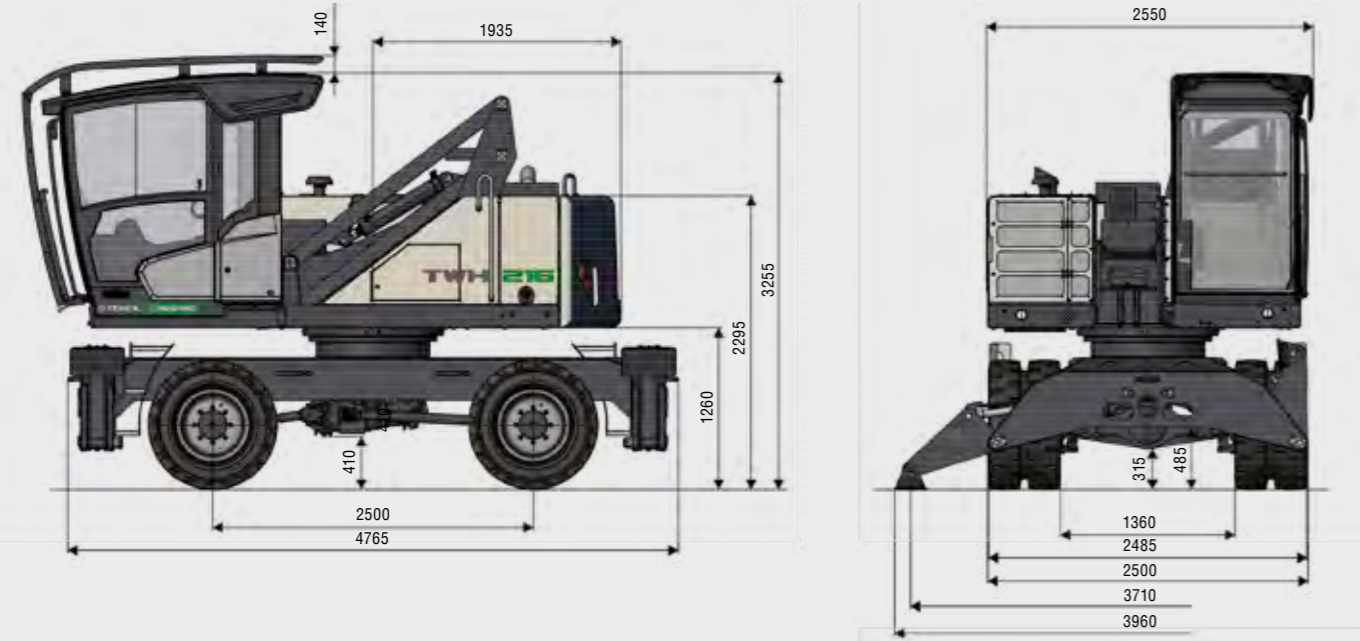
Specification subject to change without notice.

Further optional equipment available on request! Specification subject to change without notice.

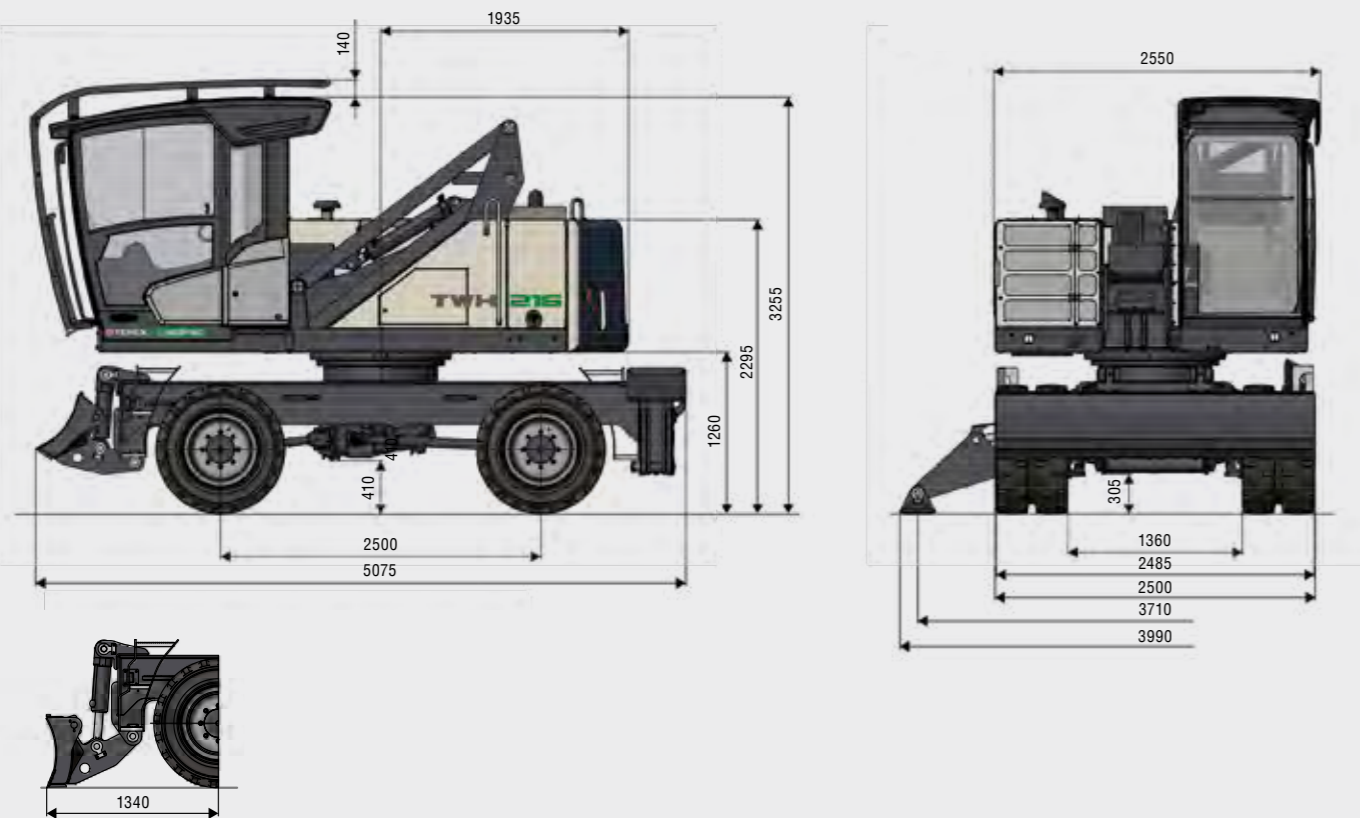
## Dimensions

(all dimensions in mm)

Undercarriage equipped with 4-point stabilisers



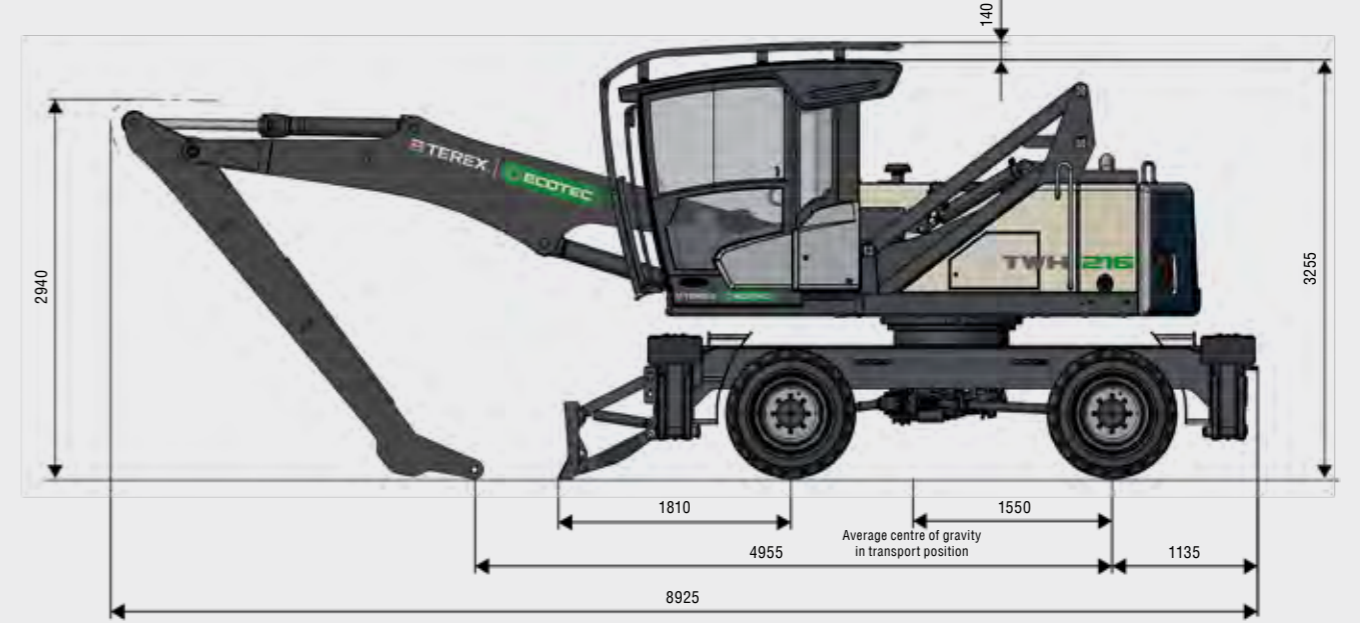
2-point stabilisers and support blade



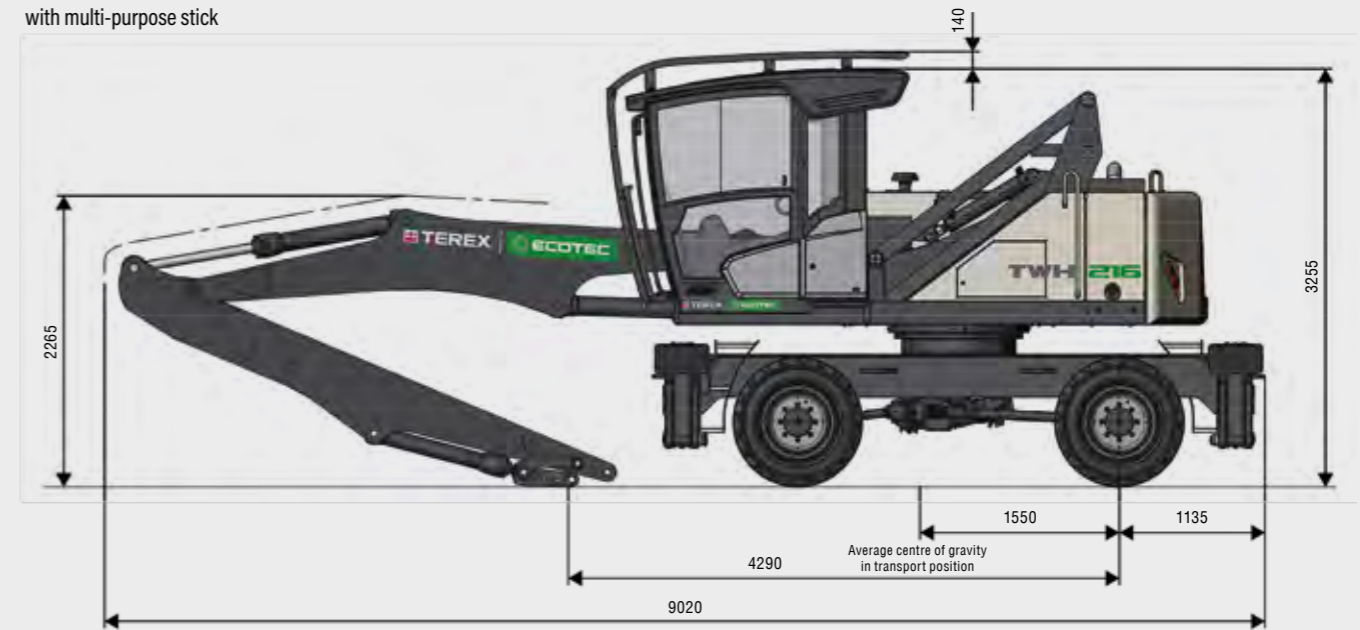
## Transport Dimensions

(all dimensions in mm)

9.0m reach  
with dipper stick



8.8m reach  
with multi-purpose stick



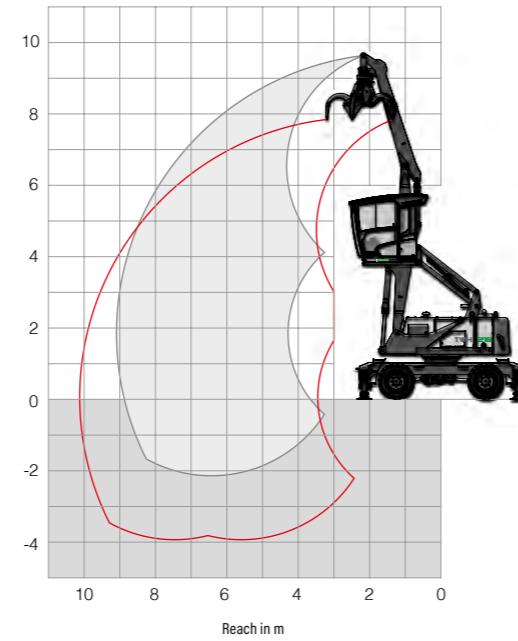
### 9.0 m reach with dipper stick

#### Loading equipment

- Boom 4.7 m
- Dipper stick 3.3 m
- Cactus grab (Lightweight material) 0.56 m<sup>3</sup>

#### Recommended attachments

- Multi-tine grapple (lightweight material) up to 0.56 m<sup>3</sup>
- Depending on density of goods



The lift capacity values are stated in metric tons (t). The pump pressure is 350 bar. In accordance with ISO 10567 the lift capacity values represents 75% of the static tipping loads or 87% of the hydraulic lifting force (marked \*). On solid and level ground the values apply to a swing range of 360°. The (..) values apply in the longitudinal direction of the undercarriage. The values for "not supported" only apply via the steering axle or the locked oscillating axle. The weights of the attached load hoisting equipment (grab, load hook, etc.) must be deducted from the lift capacity values. The working load of the lifting device must be observed. In accordance with the EN 474-5 for object handling application hose rupture valves on the boom and stick cylinders, an overload warning device and the lift capacity table in the cab are required. For object handling application the machine has to be supported on a level ground.

Height [m]	Undercarriage stabilisation	Reach [m]			
		4.5	6	7.5	9
9	Without stabilisers	(3.4°)			
	With 4-pt stabilisers	3.4° (3.4°)			
	With 2-pt / support blade	3.4° (3.4°)			
7.5	Without stabilisers	(3.0°)	(2.7°)		
	With 4-pt stabilisers	3.0° (3.0°)	3.0° (3.0°)		
	With 2-pt / support blade	3.0° (3.0°)	3.0° (3.0°)		
6	Without stabilisers	(2.4°)	(2.7°)	(1.8°)	
	With 4-pt stabilisers	2.4° (2.4°)	2.8° (2.8°)	2.7° (2.7°)	
	With 2-pt / support blade	2.4° (2.4°)	2.8° (2.8°)	2.4° (2.7°)	
4.5	Without stabilisers	(2.4°)	(2.6°)	(1.8°)	
	With 4-pt stabilisers	2.4° (2.4°)	2.9° (2.9°)	2.7° (2.7°)	
	With 2-pt / support blade	2.4° (2.4°)	2.9° (2.9°)	2.4° (2.7°)	
3	Without stabilisers	(3.8°)	(2.5°)	(1.8°)	(1.3°)
	With 4-pt stabilisers	4.2° (4.2°)	3.6° (3.6°)	2.8° (2.8°)	2.0° (2.0°)
	With 2-pt / support blade	4.2° (4.2°)	3.3° (3.6°)	2.4° (2.8°)	1.8° (2.0°)
1.5	Without stabilisers	(3.5°)	(2.3°)	(1.7°)	(1.3°)
	With 4-pt stabilisers	5.5° (5.5°)	3.7° (3.7°)	2.7° (2.7°)	1.9° (1.9°)
	With 2-pt / support blade	4.9° (5.5°)	3.2° (3.7°)	2.3° (2.7°)	1.8° (1.9°)
0	Without stabilisers	(3.3°)	(2.2°)	(1.6°)	
	With 4-pt stabilisers	5.1° (5.1°)	3.5° (3.5°)	2.5° (2.5°)	
	With 2-pt / support blade	4.7° (5.1°)	3.1° (3.5°)	2.2° (2.5°)	
-1.5	Without stabilisers		(2.2°)		
	With 4-pt stabilisers		2.8° (2.8°)		
	With 2-pt / support blade		2.8° (2.8°)		
		<b>Max. reach 9.0 m</b>			
1.9	Without stabilisers				(1.3°)
	With 4-pt stabilisers				1.9° (1.9°)
	With 2-pt / support blade				1.7° (1.9°)

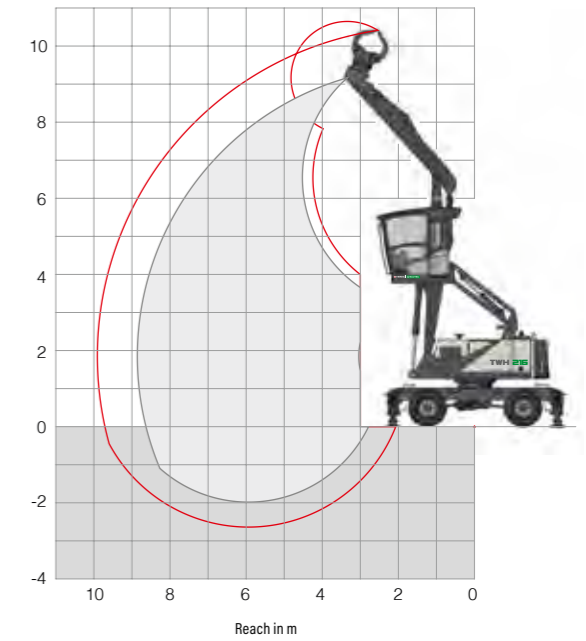
### 8.8 m reach with multi-purpose stick

#### Loading equipment

- Boom 4.7 m
- Multi-purpose stick 3.5 m
- Cactus grab (Lightweight material) 0.3 m<sup>3</sup>

#### Recommended attachments

- Sorting grapple up to 0.4 m<sup>3</sup>



The lift capacity values are stated in metric tons (t). The pump pressure is 350 bar. In accordance with ISO 10567 the lift capacity values represents 75% of the static tipping loads or 87% of the hydraulic lifting force (marked \*). On solid and level ground the values apply to a swing range of 360°. The (..) values apply in the longitudinal direction of the undercarriage. The values for "not supported" only apply via the steering axle or the locked oscillating axle. The weights of the attached load hoisting equipment (grab, load hook, etc.) must be deducted from the lift capacity values. The working load of the lifting device must be observed. In accordance with the EN 474-5 for object handling application hose rupture valves on the boom and stick cylinders, an overload warning device and the lift capacity table in the cab are required. For object handling application the machine has to be supported on a level ground.

Height [m]	Undercarriage stabilisation	Reach [m]			
		3	4.5	6	7.5
7.5	Without stabilisers		(2.6°)	(2.2°)	
	With 4-pt stabilisers		2.6° (2.6°)	2.2° (2.2°)	
	With 2-pt / support blade		2.6° (2.6°)	2.2° (2.2°)	
6	Without stabilisers		(2.5°)	(2.6°)	(1.7°)
	With 4-pt stabilisers		2.5° (2.5°)	2.6° (2.6°)	1.9° (1.9°)
	With 2-pt / support blade		2.5° (2.5°)	2.6° (2.6°)	1.9° (1.9°)
4.5	Without stabilisers		(2.6°)	(2.5°)	(1.7°)
	With 4-pt stabilisers		2.6° (2.6°)	2.9° (2.9°)	2.5° (2.5°)
	With 2-pt / support blade		2.6° (2.6°)	2.9° (2.9°)	2.3° (2.5°)
3	Without stabilisers	(7.4°)	(3.7°)	(2.3)	(1.6°)
	With 4-pt stabilisers	7.8° (7.8°)	4.7° (4.7°)	3.3° (3.3°)	2.5° (2.5°)
	With 2-pt / support blade	7.8° (7.8°)	4.7° (4.7°)	3.2° (3.3°)	2.2° (2.5°)
1.5	Without stabilisers	(2.4°)	(3.3°)	(2.2)	(1.5°)
	With 4-pt stabilisers	2.4° (2.4°)	5.2° (5.2°)	3.4° (3.4°)	2.5° (2.5°)
	With 2-pt / support blade	2.4° (2.4°)	4.7° (5.2°)	3.0° (3.4°)	2.1° (2.5°)
0	Without stabilisers	(2.8°)	(3.1°)	(2.1°)	(1.5°)
	With 4-pt stabilisers	2.8° (2.8°)	4.9° (4.9°)	3.3° (3.3°)	2.3° (2.3°)
	With 2-pt / support blade	2.8° (2.8°)	4.4° (4.9°)	2.9° (3.3°)	2.1° (2.3°)
-1.5	Without stabilisers		(3.1°)	(2.0°)	(1.5°)
	With 4-pt stabilisers		3.7° (3.7°)	2.6° (2.6°)	1.7° (1.7°)
	With 2-pt / support blade		3.7° (3.7°)	2.6° (2.6°)	1.7° (1.7°)
		<b>Max. reach 8.8 m</b>			
1.9	Without stabilisers				(1.2°)
	With 4-pt stabilisers				1.8° (1.8°)
	With 2-pt / support blade				1.6° (1.8°)



# TWH 220

## OUTSTANDING VISIBILITY AND PERFORMANCE – OUTSTANDING OPERATION.

Compact, manoeuvrable, powerful: a snapshot of the mobile material handler **TWH 220**. With a reach of 10.4 metres and an operating weight of 21 tonnes, this machine is the ideal solution for those who refuse to compromise on performance, efficiency and reliability – even in an entry-level model.

**Operating weight without attachments**

<b>TWH 220</b>	19.3–21.0 t
----------------	-------------

**Diesel engine**

Manufacturer / model	Deutz TCD 3.6 L04
Design	4-cylinder in-line engine
Functionality	4-cycle diesel, common rail direct injection, turbo-charged with intercooler, controlled exhaust gas recirculation, diesel particulate filter with continuous regeneration and SCR catalytic converter

Engine power	95 kW
Rated speed	2,000 rpm
Displacement	3.6 l
Cooling system	Water and charge air cooling with temperature controlled fan speed

Exhaust emission standard	EU-Stage V
Fuel tank	305 l Diesel
DEF / Urea tank	20 l AdBlue

**Electrical system**

Alternator	28 V / 100 A
Operating voltage	24 V
Battery	2 × 12 V / 110 Ah/ 750 A (according to EN)
Lighting system	2 × LED headlamps, turn indicators and tail lights

**Travel drive**

Hydrostatic travel drive via infinitely variable axial piston motor with directly mounted travel brake valve, two-speed manual gearshift, 4-wheel drive

Travel speed 1st gear	max. 5 kph
Travel speed 2nd gear	max. 20 kph
Gradeability	max. 55 %
Turning radius	7.0 m

**Slewing drive**

Slewing ring	Internally geared, double-row ball turning ring
Drive	2-stage planetary gear with integrated multi-disc brake
Uppercarriage swing speed	0–8 rpm variable
Slewing lock	Electrically activated

**Undercarriage**

Front axle	Planetary drive axle with integrated drumbrake, rigidly mounted, max. steering angle: 30°
Rear axle	Oscillating planetary drive rear axle with integrated drum brake and selectable oscillating lock
Outriggers	4-point stabilisers 2-point-stabilisers with support blade
Tyres	10.00-20 solid rubber with intermediate rings

**Brakes**

Service brake	Hydraulic single-circuit braking system acting on all four wheel pairs (drum brakes)
Parking brake	Electrically operated spring-loaded drum brake at transmission, acting on both front and rear axle

**Hydraulic system**

Max. pump capacity	290 lpm
Max. operating pressure	320 / 360 bar
Hydraulic oil tank	275 l

**Operator's cab**

Cab	Infinitely variable hydraulic height-adjustment with eye level up to 5.3 m above ground. Sound-deadened, heat-insulated windows, windshield with pull-down sunblind, viewing window on cab roof, sliding window in cab door, sliding door
Air conditioning	Automatic air-conditioning. Hot water heating with variable temperature control and 8-speed fan, 10 adjustable air nozzles, including 4 in the roof lining, 3 defroster nozzles
Operator's seat	Air-cushioned comfort-seat with integrated headrest, safety belt and lumbar support. Comfortable operation with multi-purpose adjustment options for seat position, seat inclination, seat cushion placement in relation to armrests and pilot control units. Articulating armrest and joysticks
Monitoring	Ergonomic layout, anti-glare instrumentation. Multifunction display, automatic monitoring and recording of abnormal operating conditions (including all hydraulic oil filters, hydraulic oil temperature (cold/hot), coolant temperature and charge air temperature, diesel particulate filter load, visual and audible warning indication with shutdown of pilot controls/engine power reduction. Diagnosis of individual sensors possible via the multifunction display. Rear view camera and side view camera
Noise level	Sound power level (ambience) L <sub>WA</sub> 97,2 dB(A) (metreed) acc. to directive 2000/14/EG L <sub>WA</sub> 100 dB(A) (guaranteed) acc. to directive 2000/14/EG Sound pressure level (inside the cabin) acc. to standard ISO 6396 L <sub>pA</sub> 72 dB(A)

Certified in accordance with CE regulations

Equipment

Engine	Standard	Option
Intercooler and coolant radiator	●	
Direct electronic fuel injection / common rail	●	
Advanced automatic idle incl. engine shut-off function	●	
Engine diagnostics interface	●	
Temperature-dependent fan drive	●	

Undercarriage	Standard	Option
All-wheel drive with differential	●	
Drum brake	●	
Rear axle oscillating lock	●	
4-point stabilisers	●	
2-point stabilisers with support blade		●
Dozer blade in addition to 4-point stabilisers		●
Stabiliser cylinders with integrated two-way check valves	●	
Piston rod protection on stabiliser cylinders	●	
Tool box	●	
Solid rubber tyres with intermediate rings	●	

Uppercarriage	Standard	Option
Separate cooling system for engine and hydraulic oil cooler	●	
Cooling system with temperature-dependent fan drive	●	
Fan drive reversing function	●	
Automatic central lubrication system	●	
Rear view camera	●	
Side view camera	●	

Cab	Standard	Option
Hydraulically adjustable cab	●	
Safety glass	●	
Roof guard grille (FOPS)		●
Protective grilles to front and roof		●
Sliding window in cab door	●	
Windshield washer system	●	
Roof washer system		●
Air-cushioned operator seat with headrest, seatbelt, and lumbar support	●	
Joystick steering	●	
Automatic air conditioning system	●	
Multi-function display	●	
Document net	●	
Radio with Bluetooth and hands-free kit (EU and US) Radio with CD and USB ( other countries)	●	
12V socket		●
Fire extinguisher, dry powder		●
Travel alarm w/ rotating beacon		●

**Other equipment**

Close proximity range limiter for dipper stick	●	
Coolant and hydraulic oil level monitoring system	●	
Filter system for attachments		●
Hose rupture valve for boom cylinder		●
Hose rupture valve for stick cylinder		●
Overload and work area control		●
Overload warning device		●
Quick coupling on dipper stick	●	
Dipper stick impact protection		●
Active cyclone prefilter (TOP AIR)		●
Lubrication of the grab suspension by central lubrication system	●	
Light packages LED		●
LED front headlights	●	
LED working lights cabin roof front	●	
Boom cylinder damping system (piston accumulator)		●
Fuchs Telematics System, incl. 2 years service	●	

Specification subject to change without notice.

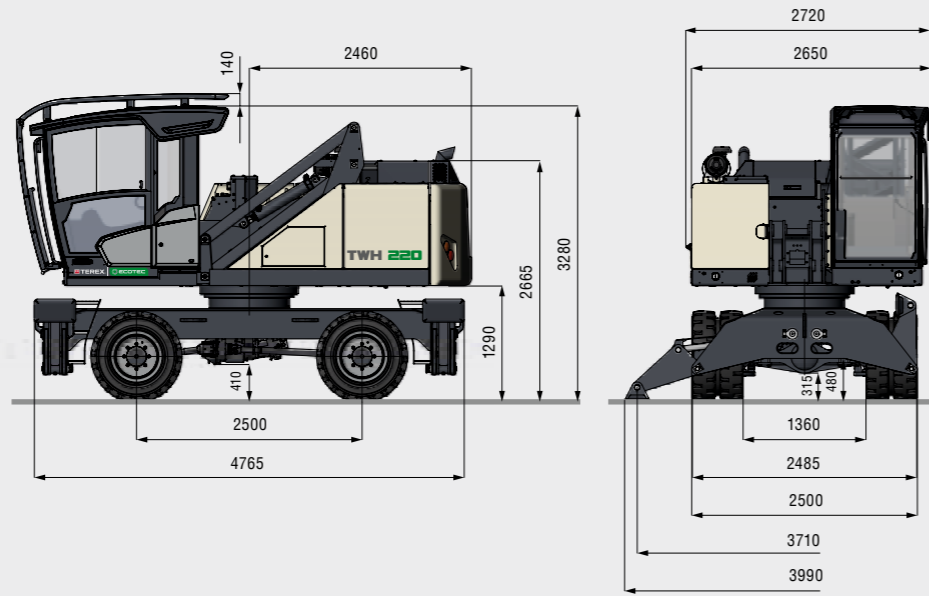
Further optional equipment available on request!  
Specification subject to change without notice.



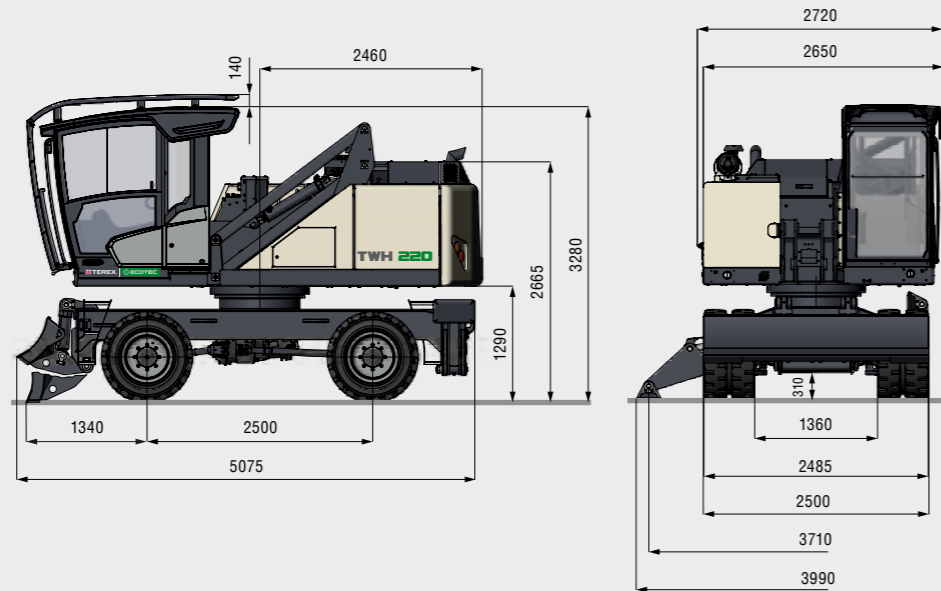
## Dimensions

(all dimensions in mm)

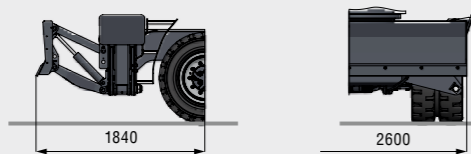
Undercarriage equipped with 4-point stabilisers



Undercarriage equipped with 2-point stabilisers and support blade



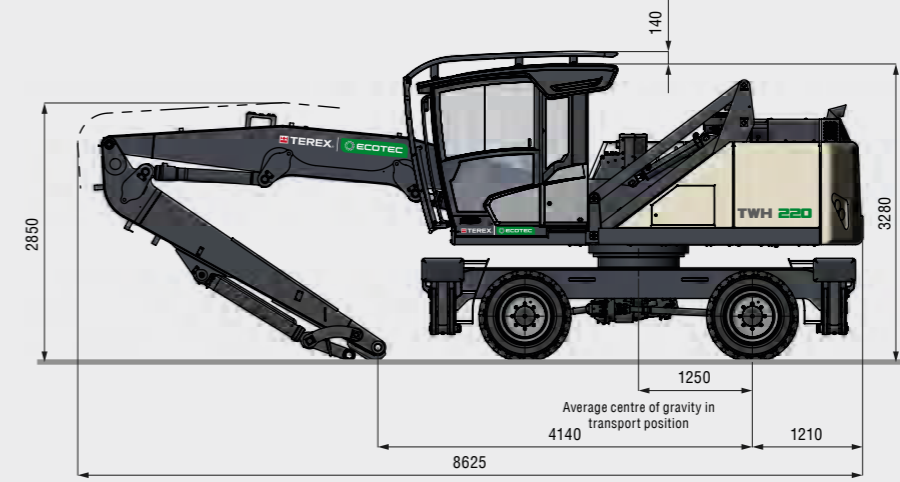
Dozer blade in addition to 4-point stabilisers



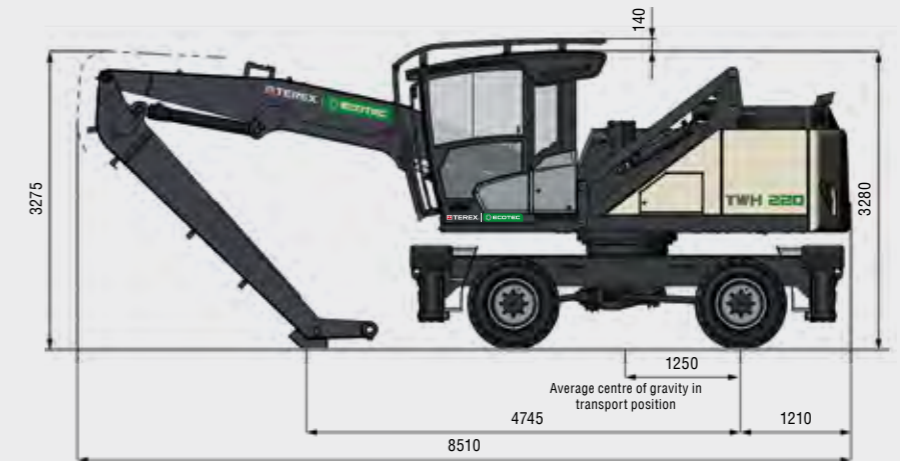
## Transport Dimensions

(all dimensions in mm)

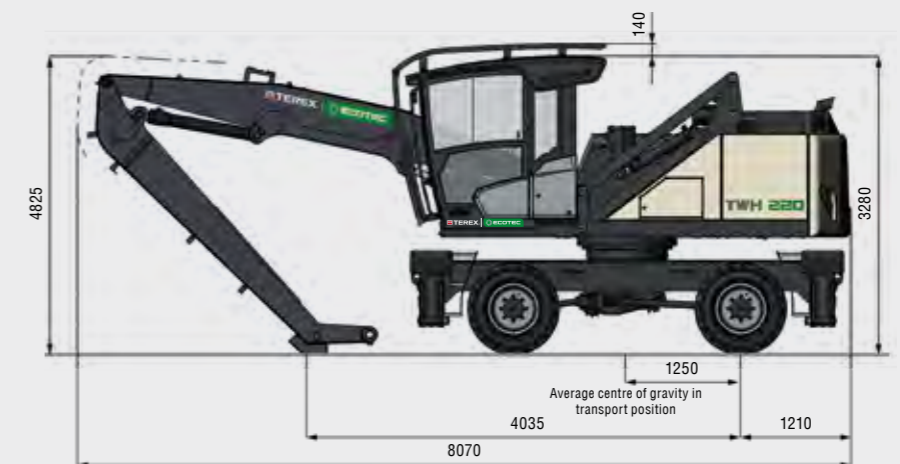
9.2 m reach with multi-purpose stick



9.5 m reach with dipper stick



10.4 m reach with dipper stick

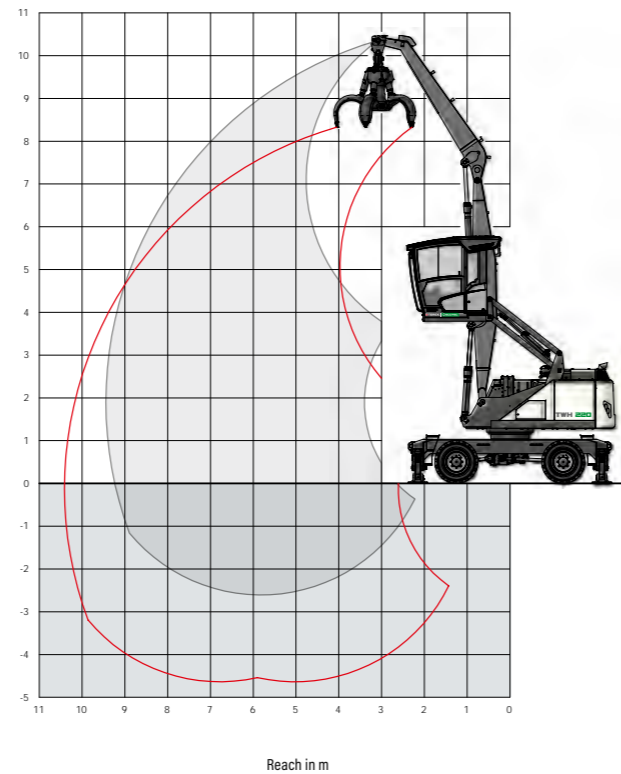


### 9.5 m reach with dipperstick

**Loading equipment**

- Boom: 5.2 m
- Dipperstick: 4.0 m
- Cactus grab: 0.6 m<sup>3</sup>

The lift capacity values are stated in metric tons (t). The pump pressure is 360 bar. In accordance with ISO 10567 the lift capacity values represents 75% of the static tipping loads or 87% of the hydraulic lifting force (marked \*). On solid and level ground the values apply to a swing range of 360°. The (...) values apply in the longitudinal direction of the undercarriage. The values for "not supported" only apply via the steering axle or the locked oscillating axle. The weights of the attached load hoisting equipment (grab, load hook, etc.) must be deducted from the lift capacity values. The working load of the lifting device must be observed. In accordance with the EN 474-5 for object handling application hose rupture valves on the boom and stick cylinders, an overload warning device and the lift capacity table in the cab are required. For object handling application the machine has to be supported on a level ground.



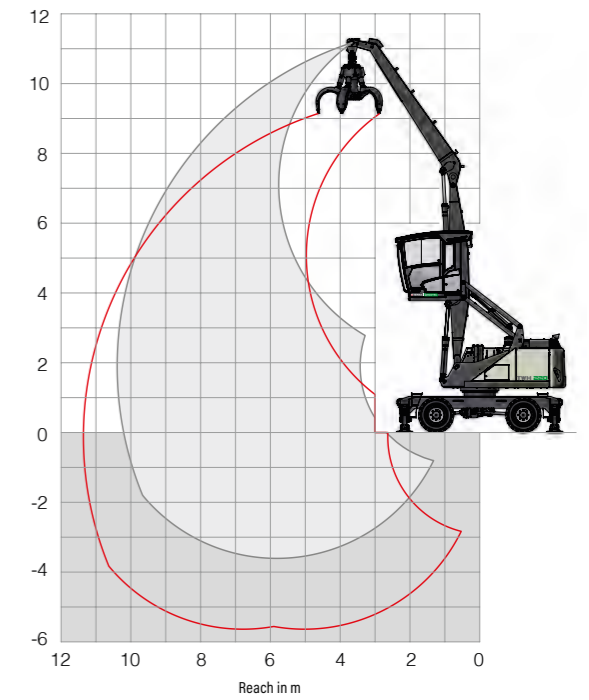
Height [m]	Undercarriage stabilisation	Reach [m]			
		4.5	6	7.5	9
9	not supported	(6.5°)			
	4-point supported	6.5° (6.5°)			
	2-point supported with blade	6.5° (6.5°)			
7.5	not supported		(4.6°)		
	4-point supported		5.7° (5.7°)		
	2-point supported with blade		5.7° (5.7°)		
6	not supported		(4.5°)	(3.2°)	
	4-point supported		5.7° (5.7°)	4.9° (4.9°)	
	2-point supported with blade		5.7° (5.7°)	4.0° (4.9°)	
4.5	not supported	(6.9°)	(4.4°)	(3.2°)	(2.4°)
	4-point supported	7.5° (7.5°)	6.0° (6.0°)	4.9° (4.9°)	3.8° (4.0°)
	2-point supported with blade	7.5° (7.5°)	5.6° (6.0°)	4.0° (4.9°)	3.0° (4.0°)
3	not supported	(6.5°)	(4.3°)	(3.1°)	(2.3°)
	4-point supported	8.5° (8.5°)	6.3° (6.3°)	5.0° (5.0°)	3.8° (3.9°)
	2-point supported with blade	8.4° (8.5°)	5.4° (6.3°)	3.9° (5.0°)	2.9° (3.9°)
1.5	not supported	(6.1°)	(4.1°)	(3.0°)	(2.3°)
	4-point supported	9.2° (9.2°)	6.5° (6.5°)	4.9° (4.9°)	3.7° (3.7°)
	2-point supported with blade	8.0° (9.2°)	5.2° (6.5°)	3.8° (4.9°)	2.9° (3.7°)
0	not supported	(5.9°)	(3.9°)	(2.9°)	(2.3°)
	4-point supported	8.6° (8.6°)	6.2° (6.2°)	4.5° (4.5°)	3.1° (3.1°)
	2-point supported with blade	7.7° (8.6°)	5.0° (6.2°)	3.7° (4.5°)	2.9° (3.1°)
-1.5	not supported	(5.8°)	(3.9°)	(2.9°)	
	4-point supported	6.8° (6.8°)	5.1° (5.1°)	3.6° (3.6°)	
	2-point supported with blade	6.8° (6.8°)	5.0° (5.1°)	3.6° (3.6°)	
<b>Max. reach 9.5 m</b>					
1.9	not supported				(2.2°)
	4-point supported				3.4° (3.4°)
	2-point supported with blade				2.7° (3.4°)

### 10.4 m reach with dipper stick

**Loading equipment**

- Boom: 5.2 m
- Dipper stick: 5.0 m
- Cactus grab: 0.4 m<sup>3</sup>

The lift capacity values are stated in metric tons (t). The pump pressure is 360 bar. In accordance with ISO 10567 the lift capacity values represents 75% of the static tipping loads or 87% of the hydraulic lifting force (marked \*). On solid and level ground the values apply to a swing range of 360°. The (...) values apply in the longitudinal direction of the undercarriage. The values for "not supported" only apply via the steering axle or the locked oscillating axle. The weights of the attached load hoisting equipment (grab, load hook, etc.) must be deducted from the lift capacity values. The working load of the lifting device must be observed. In accordance with the EN 474-5 for object handling application hose rupture valves on the boom and stick cylinders, an overload warning device and the lift capacity table in the cab are required. For object handling application the machine has to be supported on a level ground.



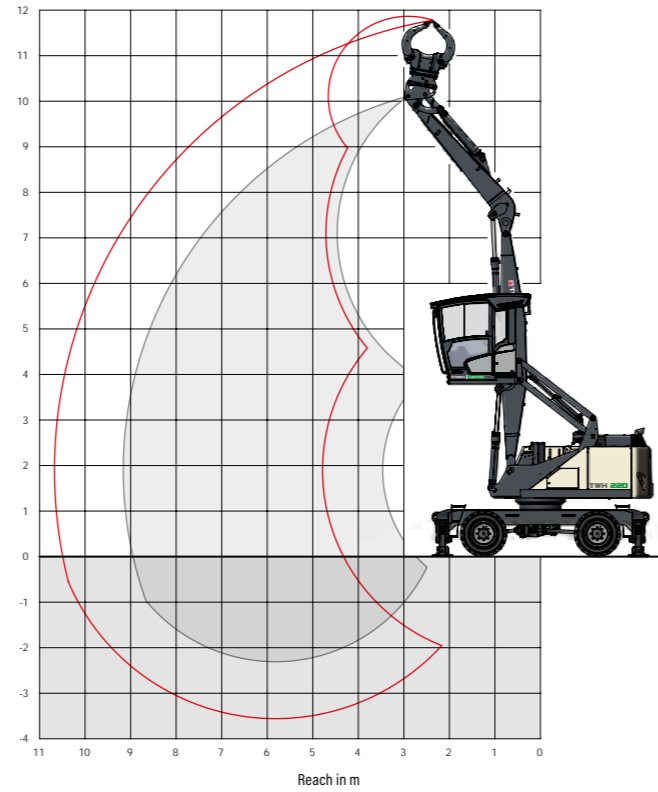
Height [m]	Undercarriage stabilisation	Reach [m]			
		4.5	6	7.5	9
10.5	not supported	(5.2°)			
	4-point supported	5.2° (5.2°)			
	2-point supported with blade	5.2° (5.2°)			
9	not supported		(4.7°)		
	4-point supported		4.9° (4.9°)		
	2-point supported with blade		4.9° (4.9°)		
7.5	not supported		(4.7°)	(3.3°)	
	4-point supported		5.0° (5.0°)	4.5° (4.5°)	
	2-point supported with blade		5.0° (5.0°)	4.1° (4.5°)	
6	not supported		(4.7°)	(3.3°)	(2.4°)
	4-point supported		5.1° (5.1°)	4.5° (4.5°)	3.9° (3.9°)
	2-point supported with blade		5.1° (5.1°)	4.1° (4.5°)	3.1° (3.9°)
4.5	not supported	(4.6°)	(3.2°)	(2.4°)	
	4-point supported	5.4° (5.4°)	4.6° (4.6°)	3.9° (4.0°)	
	2-point supported with blade	5.4° (5.4°)	4.0° (4.6°)	3.0° (4.0°)	
3	not supported	(6.8°)	(4.4°)	(3.1°)	(2.4°)
	4-point supported	7.6° (7.6°)	5.9° (5.9°)	4.8° (4.8°)	3.8° (4.0°)
	2-point supported with blade	7.6° (7.6°)	5.5° (5.9°)	3.9° (4.8°)	3.0° (4.0°)
1.5	not supported	(6.3°)	(4.2°)	(3.0°)	(2.3°)
	4-point supported	8.7° (8.7°)	6.3° (6.3°)	4.9° (4.9°)	3.7° (3.9°)
	2-point supported with blade	8.2° (8.7°)	5.3° (6.3°)	3.8° (4.9°)	2.9° (3.9°)
0	not supported	(5.9°)	(4.0)	(2.9°)	(2.2°)
	4-point supported	9.0° (9.0°)	6.4° (6.4°)	4.8° (4.8°)	3.6° (3.6°)
	2-point supported with blade	7.8° (9.0°)	5.1° (6.4°)	3.7° (4.8°)	2.8° (3.6°)
-1.5	not supported	(5.7°)	(3.8°)	(2.8°)	(2.2°)
	4-point supported	8.1° (8.1°)	5.8° (5.8°)	4.3° (4.3°)	3.0° (3.0°)
	2-point supported with blade	7.6° (8.1°)	4.9° (5.8°)	3.6° (4.3°)	2.8° (3.0°)
-3	not supported	(5.7°)	(3.8°)	(2.8°)	
	4-point supported	6.0° (6.0°)	4.4° (4.4°)	3.1° (3.1°)	
	2-point supported with blade	6.0° (6.0°)	4.4° (4.4°)	3.1° (3.1°)	
<b>Max. reach 10.4 m</b>					
1.9	not supported				(1.9°)
	4-point supported				3.0° (3.0°)
	2-point supported with blade				2.4° (3.0°)

**9.2 m reach with multi-purpose stick**

**Loading equipment**

- Boom: 5.2 m
- Multi-purpose stick: 3.7 m
- Sorting grab

The lift capacity values are stated in metric tons (t). The pump pressure is 360 bar. In accordance with ISO 10567 the lift capacity values represents 75% of the static tipping loads or 87% of the hydraulic lifting force (marked \*). On solid and level ground the values apply to a swing range of 360°. The (...) values apply in the longitudinal direction of the undercarriage. The values for "not supported" only apply via the steering axle or the locked oscillating axle. The weights of the attached load hoisting equipment (grab, load hook, etc.) must be deducted from the lift capacity values. The working load of the lifting device must be observed. In accordance with the EN 474-5 for object handling application hose rupture valves on the boom and stick cylinders, an overload warning device and the lift capacity table in the cab are required. For object handling application the machine has to be supported on a level ground.



Height [m]	Undercarriage stabilisation	Reach [m]			
		4.5	6	7.5	9
9	not supported	(6.5°)			
	4-point supported	6.5° (6.5°)			
	2-point supported with blade	6.5° (6.5°)			
7.5	not supported	(6.8°)	(4.3°)		
	4-point supported	6.8° (6.8°)	5.6° (5.6°)		
	2-point supported with blade	6.8° (6.8°)	5.5° (5.6°)		
6	not supported	(6.9°)	(4.3°)	(3.0°)	
	4-point supported	6.9° (6.9°)	5.6° (5.6°)	4.7° (4.7°)	
	2-point supported with blade	6.9° (6.9°)	5.5° (5.6°)	3.8° (4.7°)	
4.5	not supported	(6.6°)	(4.2°)	(2.9°)	
	4-point supported	7.5° (7.5°)	5.8° (5.8°)	4.7° (4.7°)	
	2-point supported with blade	7.5° (7.5°)	5.3° (5.8°)	3.7° (4.7°)	
3	not supported	(6.2°)	(4.0°)	(2.8°)	(2.1°)
	4-point supported	8.4° (8.4°)	6.1° (6.1°)	4.7° (4.7°)	3.6° (3.6°)
	2-point supported with blade	8.1° (8.4°)	5.1° (6.1°)	3.6° (4.7°)	2.7° (3.6°)
1.5	not supported	(5.8°)	(3.8°)	(2.7°)	(2.1°)
	4-point supported	8.8° (8.8°)	6.2° (6.2°)	4.6° (4.6°)	3.2° (3.2°)
	2-point supported with blade	7.7° (8.8°)	4.9° (6.2°)	3.5° (4.6°)	2.7° (3.2°)
0	not supported	(5.6°)	(3.7°)	(2.7°)	
	4-point supported	8.0° (8.0°)	5.7° (5.7°)	4.1° (4.1°)	
	2-point supported with blade	7.4° (8.0°)	4.8° (5.7°)	3.5° (4.1°)	
-1.5	not supported	(5.5°)	(3.6°)	(2.6°)	
	4-point supported	6.0° (6.0°)	4.4° (4.4°)	3.0° (3.0°)	
	2-point supported with blade	6.0° (6.0°)	4.4° (4.4°)	3.0° (3.0°)	
		<b>Max. reach 9.2 m</b>			
1.9	not supported				(2.0°)
	4-point supported				3.2° (3.2°)
	2-point supported with blade				2.6° (3.2°)



# TWH 224

**THE ALL-ROUNDER,  
INCORPORATING  
TURBO EFFICIENCY.**

With its diverse applications and near legendary manoeuvring speed, the **TWH 224** really does rev up the recycling business. The solid undercarriage ensures stability when loads weighing several tonnes are to be moved utilising a reach of up to 11 metres.

# TWH 226

**BIGGER  
UNDERCARRIAGE.  
HIGHER LOAD CAPACITY.**

Flexibility and speed are the key to success in the recycling business. That's why smart professionals rely on the **TWH 226**. Convenient handling, the greatest power, high lifting capacities throughout the entire working range, ergonomic, straightforward operation in the vertically movable cab and legendary reliability make you ready for any challenge!

Operating weight without attachments

<b>TWH 224</b>	22.8–24.2t
<b>TWH 226</b>	23.9–25.5t

Engine

Manufacturer / model	Deutz TCD 4.1 L4
Design	4-cylinder in-line engine
Functionality	4-cycle diesel, common rail direct injection, turbo-charged with intercooler, controlled exhaust gas recirculation, diesel particulate filter with continuous regeneration and SCR catalytic converter
Engine power	115 kW
Rated speed	2,000 rpm
Displacement	4.1l
Cooling system	Water and charge air cooling with temperature controlled fan speed
Exhaust emission standard	EU-Stage V
Fuel tank	260l Diesel
DEF / Urea tank	32l AdBlue

Electrical system

Alternator	28 V / 100 A
Operating voltage	24 V
Battery	2 × 12V / 110 Ah / 750 A (according to EN)
Lighting system	2 × LED headlamps, turn indicators and tail lights

Travel drive

Hydrostatic travel drive via infinitely variable axial piston motor with directly mounted travel brake valve, two-speed manual gearshift, 4-wheel drive

	<b>TWH 224</b>	<b>TWH 226</b>
Travel speed 1 <sup>st</sup> gear	max. 5 kph	max. 5 kph
Travel speed 2 <sup>nd</sup> gear	max. 18 kph	max. 18 kph
Gradeability	max. 40 %	max. 40 %
Turning radius	7.9 m	8.3 m

Slewing drive

Slewing ring	Internally geared, double-row ball turning ring
Drive	2-stage planetary gear with integrated multi-disc brake
Uppercarriage swing speed	0–7.5 rpm variable
Slewing lock	Electrically activated

Undercarriage

	<b>TWH 224</b>	<b>TWH 226</b>
Front axle	Planetary drive axle with integrated multi-disc brake, rigidly mounted, max. steering angle: 29°	Planetary drive axle with integrated multi-disc brake, rigidly mounted, max. steering angle: 27°
Rear axle	Oscillating planetary drive rear axle with integrated multi-disc brake and selectable oscillating lock	Oscillating planetary drive rear axle with integrated multi-disc brake and selectable oscillating lock
Outriggers	4-point stabilisers 2-point-stabilisers and support blade	4-point stabilisers
Tyres	10.00-20 solid rubber with intermediate rings	10.00-20 solid rubber with intermediate rings

Brakes

Service brake	Hydraulic single-circuit braking system acting on all four wheel pairs (multi-disc brakes)
Parking brake	Electrically operated spring-loaded disc brake at transmission, acting on both front and rear axle

Hydraulic system

Pump delivery rate	max. 380 lpm
Operating pressure	max. 320 / 360 bar
Hydraulic oil tank	325l

Operator's cab

Cab	Infinitely variable hydraulic height-adjustment with eye level up to 5.3 m above ground. Sound-deadened, heat-insulated windows, windshield with pull-down sunblind, viewing window on cab roof, sliding window in cab door, sliding door
Air conditioning	Automatic air-conditioning. Infinitely variable heating with 8-speed fan, 10 adjustable air nozzles, including 4 in the roof lining, 3 defroster nozzles
Operator's seat	Air-cushioned comfort-seat with integrated headrest, safety belt and lumbar support. Comfortable operation with multi-purpose adjustment options for seat position, seat inclination, seat cushion placement in relation to armrests and pilot control units. Articulating armrest and joysticks
Monitoring	Ergonomic layout, anti-glare instrumentation. Multi-function display, automatic monitoring and recording of abnormal operating conditions (including all hydraulic oil filters, hydraulic oil temperature (cold/hot), coolant temperature and charge air temperature, diesel particulate filter load, visual and audible warning indication with shutdown of pilot controls / engine power reduction. Diagnosis of individual sensors possible via the multifunction display. Rear view camera and side view camera
Noise level	Sound power level (ambience) L <sub>WA</sub> 99,1 dB(A) (metreed) acc. to directive 2000/14/EG L <sub>WA</sub> 102 dB(A) (guaranteed) acc. to directive 2000/14/EG Sound pressure level (inside the cabin) acc. to standard ISO 6396 L <sub>pA</sub> 74 dB(A)
Certified in accordance with CE regulations	

Engine	Standard	Option
Intercooler and coolant radiator	●	
Direct electronic fuel injection / common rail	●	
Advanced automatic idle incl. engine shut-off function	●	
Engine diagnostics interface	●	
Temperature dependent fan drive	●	

Undercarriage

All-wheel drive with differential	●	
Multi-disc brake	●	
Rear axle oscillating lock	●	
4-point stabilisers	●	
2-point stabilisers and support blade (TWH 224)		●
Dozer blade in addition to 4-point stabilisers		●
Stabiliser cylinders with integrated two-way check valves	●	
Piston rod protection on stabiliser cylinders	●	
Tool box	●	
Solid rubber tyres with intermediate rings	●	

Uppercarriage

Separate cooling system for engine and hydraulic oil cooler	●	
Cooling system with temperature-dependent fan drive	●	
Fan drive reversing function	●	
Automatic central lubrication system	●	
Rear view camera	●	
Side view camera	●	

Cab	Standard	Option
Hydraulically adjustable cab	●	
Safety glass	●	
Sliding window in cab door	●	
Reinforced glass (windscreen and roof panel) P5A		●
Windshield washer system	●	
Roof washer system		●

Air-cushioned operator seat with headrest, seatbelt, and lumbar support	●	
Joystick steering	●	
Automatic air conditioning system	●	
Multi-function display	●	
Document net	●	
Radio with Bluetooth and hands-free kit (EU and US) Radio with CD and USB ( other countries)	●	
Fire extinguisher, dry powder		●
Travel alarm w/ rotating beacon		●

Other equipment

Close proximity range limiter for dipper stick	●	
Coolant and hydraulic oil level monitoring system	●	
Hose rupture valve for boom cylinder		●
Hose rupture valve for stick cylinder		●
Overload and work area control		●
Overload warning device		●
Quick coupling on dipper stick	●	
Active cyclone prefilter (TOP AIR)		●
Lubrication of the grab suspension by central lubrication system	●	
Light packages LED		●
LED front headlights	●	
LED working lights cabin roof front	●	
Boom cylinder damping system (piston accumulator)		●
Fuchs Telematics System, incl. 2 years service	●	

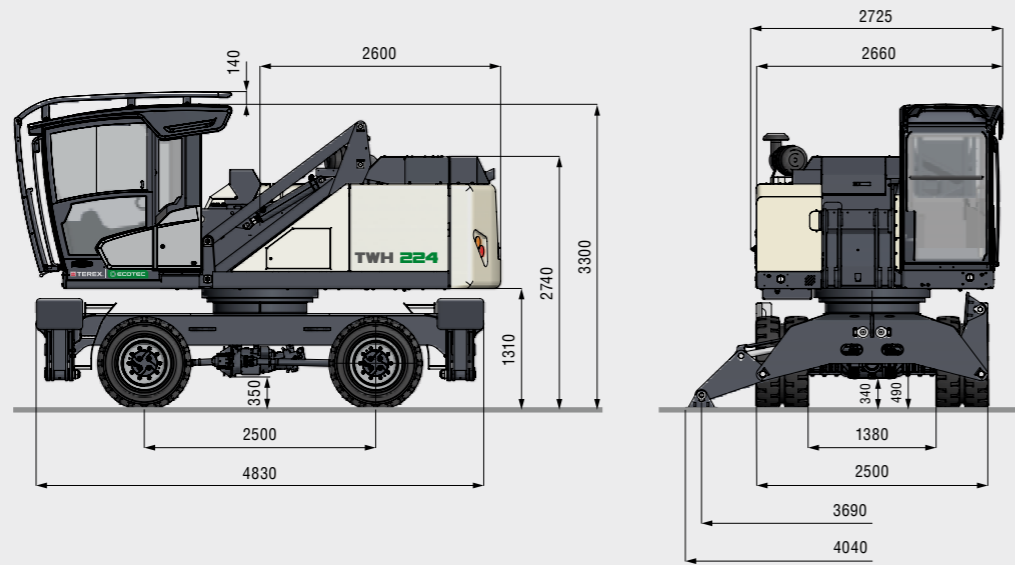
Specification subject to change without notice.

Further optional equipment available on request!  
Specification subject to change without notice.

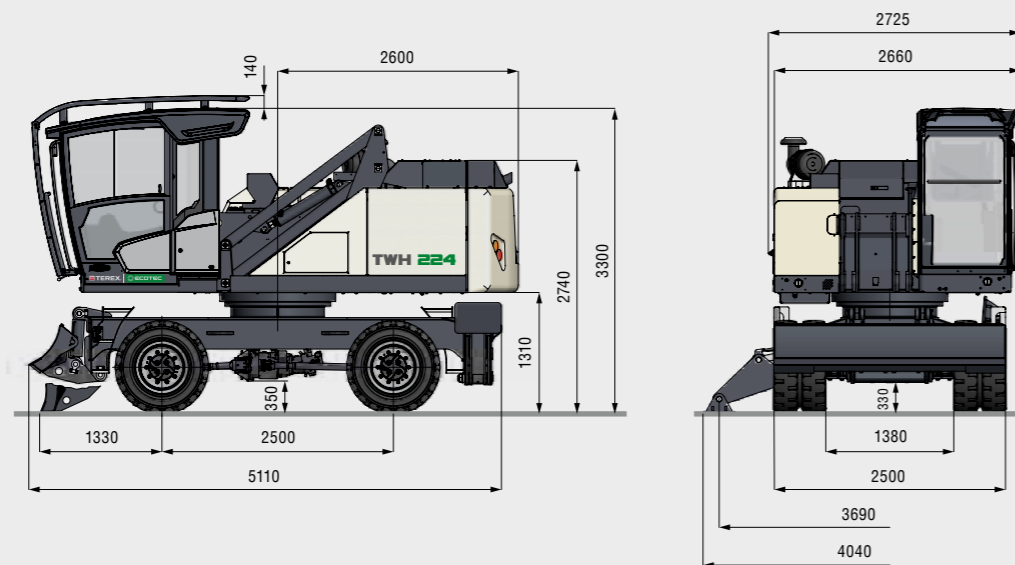
## TWH 224 Dimensions

(all dimensions in mm)

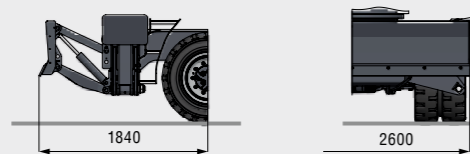
Undercarriage equipped with  
4-point stabilisers



Undercarriage equipped with  
2-point stabilisers and support blade



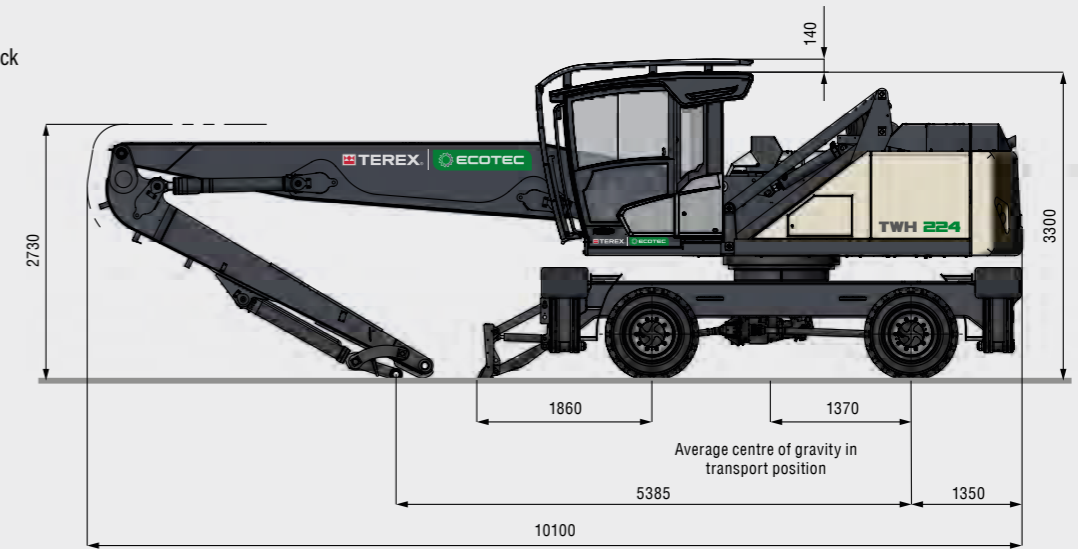
Dozer blade  
in addition to 4-point stabilisers



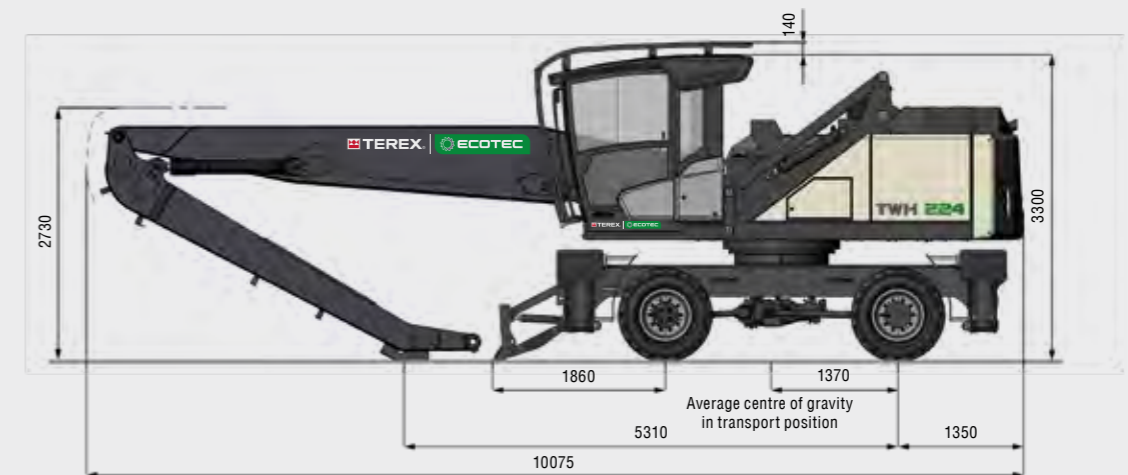
## TWH 224 Transport Dimensions

(all dimensions in mm)

10.7 m reach  
with multi-purpose stick



11.0 m reach  
with dipper stick

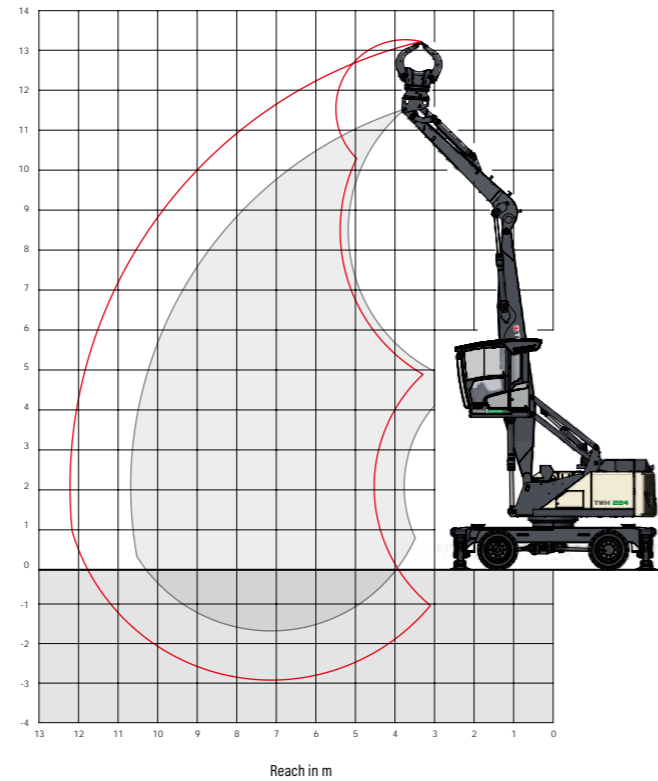


**10.7 m reach  
with multi-purpose stick**

**Loading equipment**

Boom: 6.5 m  
Multi-purpose stick: 4.0 m  
Sorting grab: 0.45 m<sup>3</sup>

The lift capacity values are stated in metric tons (t). The pump pressure is 360 bar. In accordance with ISO 10567 the lift capacity values represents 75% of the static tipping loads or 87% of the hydraulic lifting force (marked \*). On solid and level ground the values apply to a swing range of 360°. The (...) values apply in the longitudinal direction of the undercarriage. The values for "not supported" only apply via the steering axle or the locked oscillating axle. The weights of the attached load hoisting equipment (grab, load hook, etc.) must be deducted from the lift capacity values. The working load of the lifting device must be observed. In accordance with the EN 474-5 for object handling application hose rupture valves on the boom and stick cylinders, an overload warning device and the lift capacity table in the cab are required. For object handling application the machine has to be supported on a level ground.



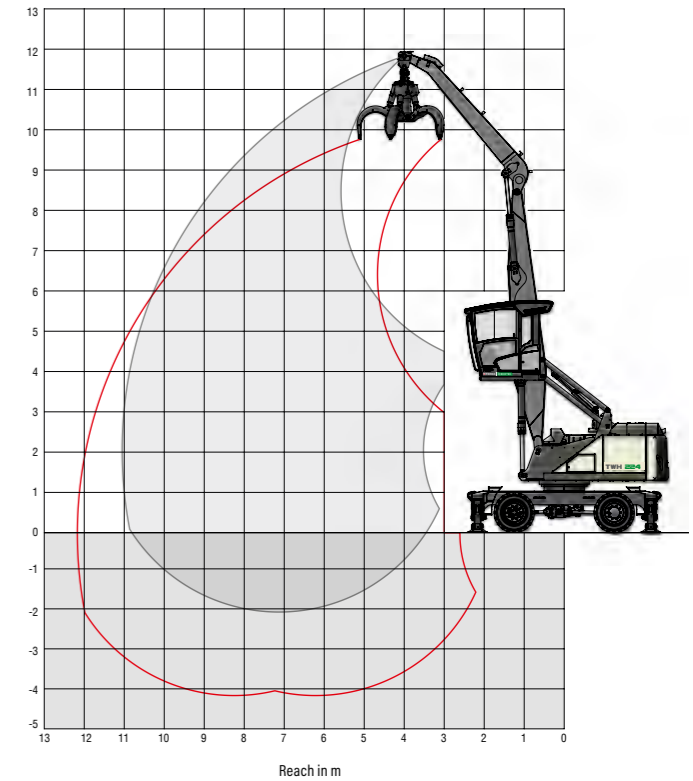
Height [m]	Undercarriage outrigger	Reach [m]				
		4.5	6	7.5	9	10.5
9	not supported		(5.0°)	(3.4°)		
	4-point supported		6.3° (6.3°)	5.0° (5.0°)		
	2-point supported with support blade		6.3° (6.3°)	4.4° (5.0°)		
7.5	not supported		(4.9°)	(3.4°)	(2.4°)	
	4-point supported		6.3° (6.3°)	5.4° (5.6°)	4.0° (4.0°)	
	2-point supported with support blade		6.3° (6.3°)	4.4° (5.6°)	3.2° (4.0°)	
6	not supported	(7.7°)	(4.8°)	(3.3°)	(2.4°)	
	4-point supported	8.3° (8.3°)	6.7° (6.7°)	5.4° (5.8°)	3.9° (4.9°)	
	2-point supported with support blade	8.3° (8.3°)	6.3° (6.7°)	4.3° (5.8°)	3.1° (5.1°)	
4.5	not supported	(7.1)	(4.5°)	(2.3°)		
	4-point supported	9.8° (9.8°)	7.5° (7.6°)	5.2° (6.3°)	3.9° (4.8°)	
	2-point supported with support blade	9.6° (9.8°)	6.0° (7.4°)	4.2° (6.1°)	3.1° (5.0°)	
3	not supported	(6.4°)	(4.2°)	(3.0°)	(2.2°)	(1.7°)
	4-point supported	11.4° (11.8°)	7.1° (8.3°)	5.0° (6.3°)	3.8° (4.7°)	2.9° (3.7°)
	2-point supported with support blade	8.6° (11.6°)	5.6° (8.3°)	3.9° (6.5°)	3.0° (4.9°)	2.3° (3.8°)
1.5	not supported	(5.8)	(3.9°)	(2.8°)	(2.1°)	(1.7°)
	4-point supported	7.6° (7.6°)	6.8° (8.7°)	4.8° (6.1°)	3.7° (4.6°)	2.9° (3.6°)
	2-point supported with support blade	7.3° (7.3°)	5.2° (8.9°)	3.7° (6.3°)	2.8° (4.8°)	2.2° (3.8°)
0	not supported	(5.6°)	(3.7°)	(2.7°)	(2.1°)	
	4-point supported	6.2° (6.2°)	6.6° (8.5°)	4.7° (6.0°)	3.6° (4.5°)	
	2-point supported with support blade	6.2° (6.2°)	5.0° (8.8°)	3.6° (6.2°)	2.8° (4.7°)	
-1.5	not supported			(2.7°)		
	4-point supported			4.6° (5.9°)		
	2-point supported with support blade			3.6° (6.1°)		
		<b>Reach max. 10.7 m</b>				
2.0	not supported					(1.6°)
	4-point supported					2.8° (3.6°)
	2-point supported with support blade					2.2° (3.7°)

**11.0 m reach  
with dipper stick**

**Loading equipment**

Boom: 6.5 m  
Dipper stick: 4.4 m  
Cactus grab: 0.6 m<sup>3</sup>

The lift capacity values are stated in metric tons (t). The pump pressure is 360 bar. In accordance with ISO 10567 the lift capacity values represents 75% of the static tipping loads or 87% of the hydraulic lifting force (marked \*). On solid and level ground the values apply to a swing range of 360°. The (...) values apply in the longitudinal direction of the undercarriage. The values for "not supported" only apply via the steering axle or the locked oscillating axle. The weights of the attached load hoisting equipment (grab, load hook, etc.) must be deducted from the lift capacity values. The working load of the lifting device must be observed. In accordance with the EN 474-5 for object handling application hose rupture valves on the boom and stick cylinders, an overload warning device and the lift capacity table in the cab are required. For object handling application the machine has to be supported on a level ground.

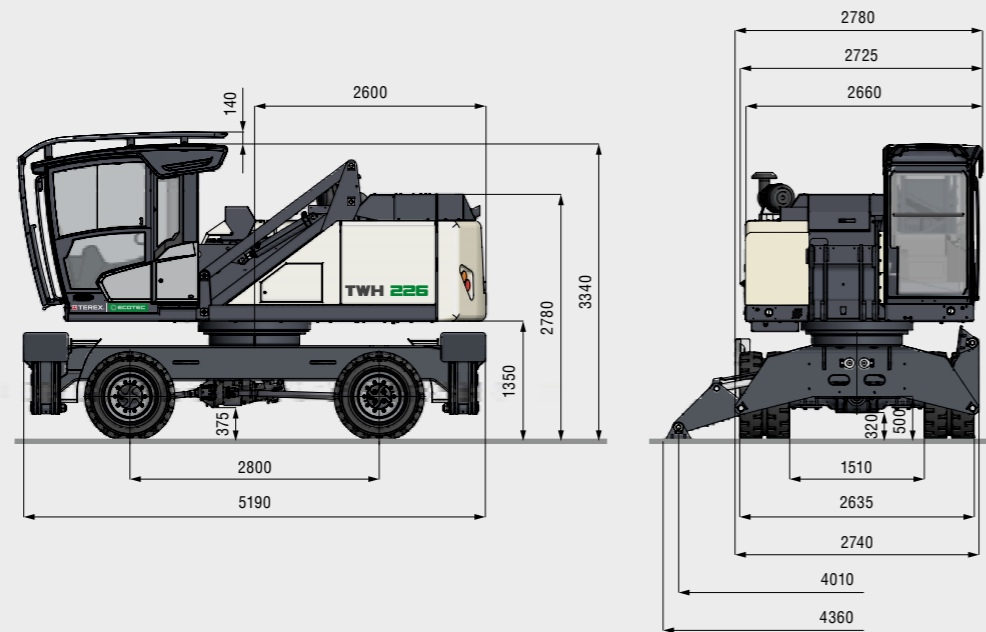


Height [m]	Undercarriage outrigger	Reach [m]						
		4.5	6	7.5	9	10.5		
10.5	not supported			(5.2°)				
	4-point supported			5.6° (5.6°)				
	2-point supported with support blade			5.6° (5.6°)				
9	not supported			(5.3°)	(3.6°)			
	4-point supported			6.3° (6.3°)	5.6° (5.6°)			
	2-point supported with support blade			6.3° (6.3°)	4.7° (5.6°)			
7.5	not supported			(5.2°)	(3.7°)	(2.7°)		
	4-point supported			6.3° (6.3°)	5.7° (5.7°)	4.2° (4.9°)		
	2-point supported with support blade			6.3° (6.3°)	4.7° (5.7°)	3.5° (4.9°)		
6	not supported			(5.1°)	(3.6°)	(2.6°)		
	4-point supported			6.7° (6.7°)	5.6° (5.9°)	4.2° (5.2°)		
	2-point supported with support blade			6.7° (6.7°)	4.6° (5.9°)	3.5° (5.3°)		
4.5	not supported			(7.5°)	(4.8°)	(3.4°)	(2.0°)	
	4-point supported	9.6° (9.6°)	7.5° (7.5°)	5.5° (6.3°)	4.1° (5.1°)	3.2° (4.0°)		
	2-point supported with support blade	9.6° (9.6°)	6.3° (7.5°)	4.5° (6.3°)	3.4° (5.3°)	2.6° (4.2°)		
3	not supported			(6.8°)	(4.5°)	(3.3°)	(2.5°)	(2.0°)
	4-point supported	11.6° (11.6°)	7.4° (8.4°)	5.3° (6.6°)	4.0° (5.0°)	3.2° (3.9°)		
	2-point supported with support blade	9.2° (11.6°)	6.0° (8.4°)	4.3° (6.8°)	3.3° (5.2°)	2.6° (4.1°)		
1.5	not supported			(6.2°)	(4.2°)	(3.1°)	(1.9°)	
	4-point supported	10.1° (10.1°)	7.1° (9.0°)	5.1° (6.4°)	3.9° (4.9°)	3.1° (3.9°)		
	2-point supported with support blade	8.5° (9.6°)	5.6° (9.2°)	4.1° (6.7°)	3.2° (5.1°)	2.5° (4.1°)		
0	not supported			(5.9°)	(4.0°)	(3.0°)	(2.3°)	(1.9°)
	4-point supported	6.9° (6.9°)	6.8° (8.8°)	5.0° (6.2°)	3.8° (4.8°)	3.1° (3.9°)		
	2-point supported with support blade	6.9° (6.9°)	5.4° (9.2°)	3.9° (6.5°)	3.1° (5.0°)	2.5° (4.0°)		
-1.5	not supported			(3.9°)	(2.9°)	(2.3°)		
	4-point supported			6.8° (8.7°)	4.9° (6.2°)	3.8° (4.7°)		
	2-point supported with support blade			5.3° (9.1°)	3.9° (6.4°)	3.0° (5.0°)		
		<b>Reach max. 11.0 m</b>						
2.0	not supported					(1.8°)		
	4-point supported					2.9° (3.7°)		
	2-point supported with support blade					2.4° (3.8°)		

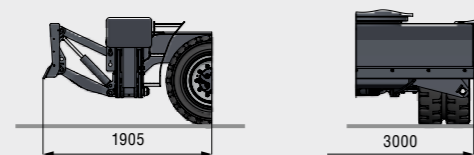
## TWH 226 Dimensions

(all dimensions in mm)

Undercarriage equipped with  
4-point stabilisers



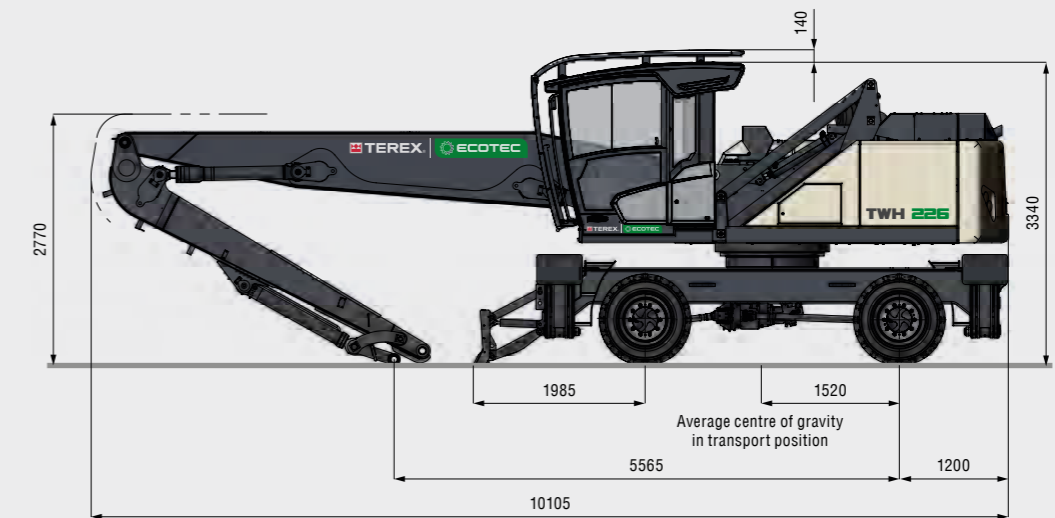
Dozer blade  
in addition to 4-point stabilisers



## TWH 226 Transport Dimensions

(all dimensions in mm)

10.7 m reach  
with multi-purpose stick



11.0 m reach  
with dipper stick



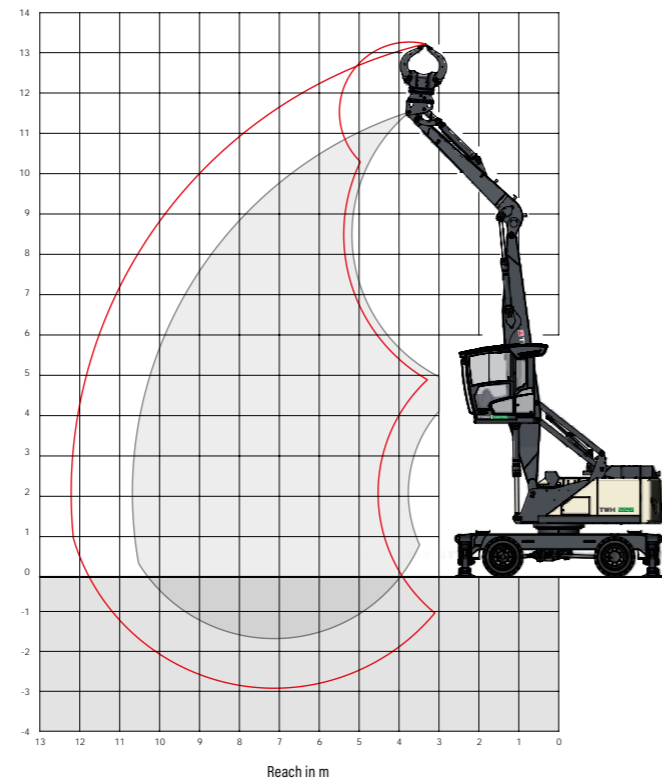


**10.7 m reach  
with multi-purpose stick**

**Loading equipment**

- Boom: 6.5 m
- Multi-purpose stick: 4.0 m
- Sorting grab: 0.45 m<sup>3</sup>

The lift capacity values are stated in metric tons (t). The pump pressure is 360 bar. In accordance with ISO 10567 the lift capacity values represents 75% of the static tipping loads or 87% of the hydraulic lifting force (marked \*). On solid and level ground the values apply to a swing range of 360°. The (...) values apply in the longitudinal direction of the undercarriage. The values for "not supported" only apply via the steering axle or the locked oscillating axle. The weights of the attached load hoisting equipment (grab, load hook, etc.) must be deducted from the lift capacity values. The working load of the lifting device must be observed. In accordance with the EN 474-5 for object handling application hose rupture valves on the boom and stick cylinders, an overload warning device and the lift capacity table in the cab are required. For object handling application the machine has to be supported on a level ground.

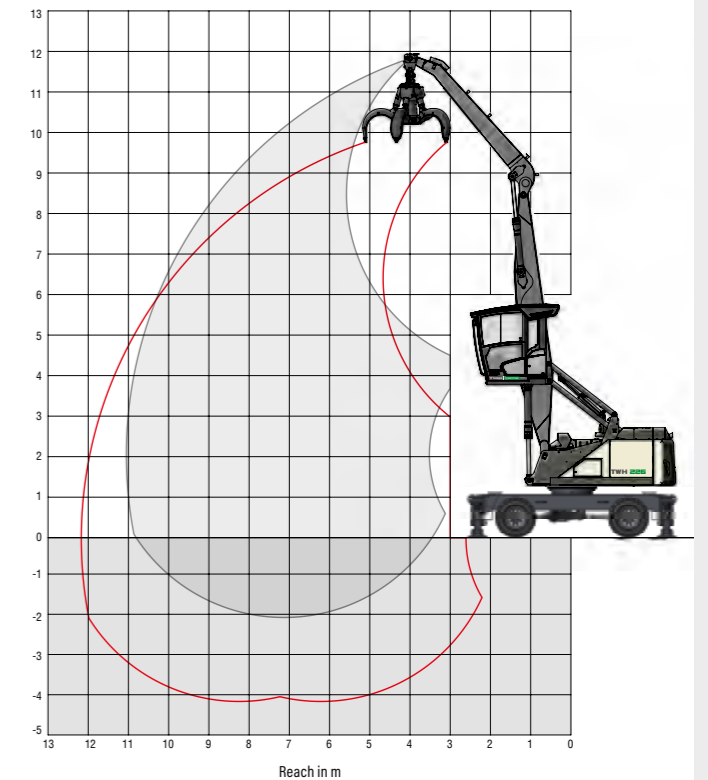


**11.0 m reach  
with dipper stick**

**Loading equipment**

- Boom: 6.5 m
- Dipper stick: 4.4 m
- Cactus grab: 0.6 m<sup>3</sup>

The lift capacity values are stated in metric tons (t). The pump pressure is 360 bar. In accordance with ISO 10567 the lift capacity values represents 75% of the static tipping loads or 87% of the hydraulic lifting force (marked \*). On solid and level ground the values apply to a swing range of 360°. The (...) values apply in the longitudinal direction of the undercarriage. The values for "not supported" only apply via the steering axle or the locked oscillating axle. The weights of the attached load hoisting equipment (grab, load hook, etc.) must be deducted from the lift capacity values. The working load of the lifting device must be observed. In accordance with the EN 474-5 for object handling application hose rupture valves on the boom and stick cylinders, an overload warning device and the lift capacity table in the cab are required. For object handling application the machine has to be supported on a level ground.



Height [m]	Undercarriage outrigger	Reach [m]				
		4.5	6	7.5	9	10.5
10.5	not supported		(5.0°)			
	4-point supported		5.0° (5.0°)			
9	not supported		(6.0°)	(4.1°)		
	4-point supported		6.4° (6.4°)	5.1° (5.1°)		
7.5	not supported		(5.9°)	(4.1°)	(2.9°)	
	4-point supported		6.4° (6.4°)	5.8° (5.8°)	4.1° (4.1°)	
6	not supported	(8.3°)	(5.8°)	(4.0°)	(2.9°)	
	4-point supported	8.3° (8.3°)	6.9° (6.9°)	5.9° (5.9°)	4.7° (5.8°)	
4.5	not supported	(8.6°)	(5.5°)	(3.8°)	(2.9°)	
	4-point supported	10.0° (10.0°)	7.6° (7.6°)	6.1° (6.3°)	4.6° (5.5°)	
3	not supported	(7.9°)	(5.1°)	(3.7°)	(2.8°)	(2.2°)
	4-point supported	12.0° (12.0°)	8.5° (8.5°)	5.9° (6.8°)	4.5° (5.7°)	3.5° (4.4°)
1.5	not supported	(7.3°)	(4.8°)	(3.5°)	(2.7°)	(2.1°)
	4-point supported	7.4° (7.4°)	8.1° (9.2°)	5.8° (7.1°)	4.4° (5.6°)	3.5° (4.4°)
0	not supported	(6.3°)	(4.6°)	(3.4°)	(2.6°)	
	4-point supported	6.3° (6.3°)	7.9° (9.4°)	5.6° (7.2°)	4.3° (5.5°)	
-1.5	not supported			(3.3°)		
	4-point supported			5.6° (6.9°)		
<b>Max. reach 10.7 m</b>						
2.1	not supported					(2.1°)
	4-point supported					3.4° (4.0°)

Height [m]	Undercarriage outrigger	Reach [m]				
		4.5	6	7.5	9	10.5
10.5	not supported		(5.7°)			
	4-point supported		5.7° (5.7°)			
9	not supported		(6.3°)	(4.4°)		
	4-point supported		6.3° (6.3°)	5.7° (5.7°)		
7.5	not supported		(6.2°)	(4.4°)	(3.2°)	
	4-point supported		6.4° (6.4°)	5.8° (5.8°)	5.0° (5.0°)	
6	not supported		(6.1°)	(4.3°)	(3.2°)	
	4-point supported		6.8° (6.8°)	6.0° (6.0°)	4.9° (5.5°)	
4.5	not supported	(9.1°)	(5.8°)	(4.1°)	(3.1°)	(2.4°)
	4-point supported	9.7° (9.7°)	7.6° (7.6°)	6.4° (6.4°)	4.8° (5.6°)	3.8° (4.6°)
3	not supported	(8.3°)	(5.4°)	(3.9°)	(3.0°)	(2.4°)
	4-point supported	11.8° (11.8°)	8.6° (8.6°)	6.2° (6.9°)	4.7° (5.9°)	3.8° (4.7°)
1.5	not supported	(7.7°)	(5.1°)	(3.8°)	(2.9°)	(2.4°)
	4-point supported	9.7° (9.7°)	8.4° (9.4°)	6.0° (7.4°)	4.6° (5.8°)	3.7° (4.6°)
0	not supported	(6.9°)	(4.9°)	(3.6°)	(2.9°)	(2.3°)
	4-point supported	6.9° (6.9°)	8.2° (9.8°)	5.9° (7.5°)	4.6° (5.7°)	3.7° (4.6°)
-1.5	not supported		(4.8°)	(3.6°)	(2.8°)	
	4-point supported		8.1° (9.5°)	5.8° (7.4°)	4.5° (5.7°)	
<b>Max. reach 11.0 m</b>						
2.1	not supported					(2.2°)
	4-point supported					3.5° (3.8°)



# TWH 228

## WELL-THOUGHT-OUT MACHINE FOR MORE POWER AND REACH WHILE RETAINING COMPACT DIMENSIONS.

With its substantial reach and high load capacity, the **TWH 228** is one of the top recycling models in the world. Its rock-solid stability and tough boom design ensure safety in the most extreme situations. Highly efficient dual-circuit hydraulics ensure that slewing manoeuvres are as swift and powerful as they are precise.

## Technical Data

Service weight without attachments	
<b>TWH 228</b>	28.4 t-30.6 t
Diesel engine	
Manufacturer / model	Deutz 6.1 L6
Design	6-cylinder inline
Functionality	4-cycle diesel, common rail direct injection, turbo-charged with intercooler, controlled exhaust gas recirculation, diesel particulate filter with continuous regeneration and SCR catalytic converter
Engine power	129 kW
Rated speed	2,000 rpm
Displacement	6.1 l
Cooling system	Water and charge air cooling with temperature controlled fan speed
Exhaust emission standard	EU-Stage V
Fuel tank	380 l Diesel
DEF / Urea tank	32 l AdBlue
Electrical system	
Alternator	28 V / 100 A
Operating voltage	24 V
Battery	2 × 12 V / 110 Ah / 750 A (in accordance with EN standards)
Lighting system	2 × LED headlamps, turn indicators and tail lights
Travel drive	
Hydrostatic travel drive via infinitely variable axial piston motor with directly mounted travel brake valve, two-speed manual gearshift, 4-wheel drive	
Travel speed 1st gear	5 kph
Travel speed 2nd gear	18 kph
Gradeability	max. 40%
Turning radius	8.3 m
Slewing drive	
Slewing ring	Internally geared, double-row ball turning ring
Drive	2-stage planetary gear with integrated multi-disc brake
Uppercarriage swing speed	0-7.5 rpm variable
Slewing lock	Electrically operated

Undercarriage	
Front axle	Rigid axle with integral drum brake, planetary drive, max. steering angle: 27°
Rear axle	Oscillating axle with integral drum brake and selectable oscillation lock, planetary drive
Outriggers	4-point stabiliser system
Tyres	10.00-20 solid rubber with intermediate rings
Brakes	
Service brake	Hydraulic single-circuit braking system acting on all four wheel pairs
Parking brake	Electrically operated disc brake on travel gearbox, acting on both front and rear axles
Hydraulic system	
Pump delivery rate	max. 2 × 330 lpm
Operating pressure	max. 320 / 360 bar
Hydraulic oil tank	350 l
Operator's cab	
Cab	Infinitely variable hydraulic height-adjustment with eye level up to 5.60 m above ground. Sound-deadened, ample thermal panoramic glass windows, windshield with pulldown sunblind, viewing window on cab roof, sliding window in cab door, sliding door
Air conditioning	Automatic air-conditioning. Infinitely variable heating with 8-speed fan, 10 adjustable air nozzles, including 4 in the roof lining, 3 defroster nozzles
Operator's seat	Air-cushioned comfort seat with integrated headrest, safety belt and lumbar support, optional seat heating. Comfortable operation with multi-purpose adjustment options for seat position, seat inclination, seat cushion placement in relation to armrests and pilot control units. Articulating armrests and joysticks
Monitoring	Ergonomic layout, anti-glare instrumentation. Multifunction display, automatic monitoring and recording of abnormal operating conditions (including all hydraulic oil filters, hydraulic oil temperature (cold/hot), coolant temperature and charge air temperature), diesel particulate filter load, visual and audible warning indication with shut-down of pilot controls/engine power reduction. Diagnosis of individual sensors possible via the multifunction display. Rear view camera and side view camera
Noise level	Sound power level (ambience) L <sub>WA</sub> 99.3 dB(A) (metreed) acc. to directive 2000/14/EG L <sub>WA</sub> 101 dB(A) (guaranteed) acc. to directive 2000/14/EG Sound pressure level (inside the cabin) acc. to standard ISO 6396 L <sub>PA</sub> 70 dB(A)
Certified in accordance with CE regulations	

## Equipment

	Standard	Option
Engine		
Intercooler and coolant radiator	●	
Direct electronic fuel injection / common rail	●	
Advanced automatic idle incl. engine shut-off function	●	
Engine preheating		●
Engine diagnostics interface	●	
Temperature-dependent fan drive	●	
Undercarriage		
All-wheel drive with differential	●	
Drum brakes	●	
Rear axle oscillating lock	●	
2-speed powershift transmission		●
4-point stabilisers	●	
Dozer blade in addition to 4-point stabilisers		●
Stabiliser cylinders with integrated two-way check valves	●	
Piston rod protection on stabiliser cylinders	●	
Tool box	●	
Special paint (customer paint work)		●
Solid rubber tyres (10.00-20) with intermediate rings	●	●
Uppercarriage		
Separate cooling system for engine and hydraulic oil cooler	●	
Cooling system with temperature-dependent fan drive	●	
Fan drive reversing function		●
Automatic central lubrication system	●	
Rear view camera	●	
Side view camera	●	
Travel alarm		●
Electric refuelling pump		●
Lighting protection		●
Special paint (customer paint work)		●
Cab		
Hydraulically adjustable cab	●	
Safety glass	●	
Sliding window in cab door	●	
Reinforced glass (windscreen and roof panel) P5A		●
Windshield washer system	●	
Roof washer system		●
Air-cushioned operator seat with headrest, seatbelt, and lumbar support	●	
Seat heating		●
Joystick steering	●	
Steering column, height and tilt adjustable		●
Automatic air conditioning system	●	
Independent heating system		●
Multi-function display	●	
Document net	●	
Roof guard grille		●
Protective grilles to front and roof		●
12V transformer		●
Radio with Bluetooth and hands-free kit (EU and US) Radio with CD and USB ( other countries)	●	
12V socket		●
Fire extinguisher, dry powder		●
Travel alarm w/ rotating beacon		●
Other equipment		
Close proximity range limiter for dipper stick	●	
Coolant and hydraulic oil level monitoring system	●	
Filter system for attachments		●
Hose rupture valve for boom cylinder		●
Hose rupture valve for stick cylinder		●
Overload warning device		●
Quick coupling on dipper stick	●	
Dipper stick impact protection		●
Active cyclone prefilter (TOP AIR)		●
Hydraulic oil preheating		●
Lubrication of the grab suspension by central lubrication system	●	
Light packages LED		●
LED front headlights	●	
LED working lights cabin roof front	●	
Boom cylinder damping system (piston accumulator)		●
Fuchs Telematics System, incl. 2 years service	●	

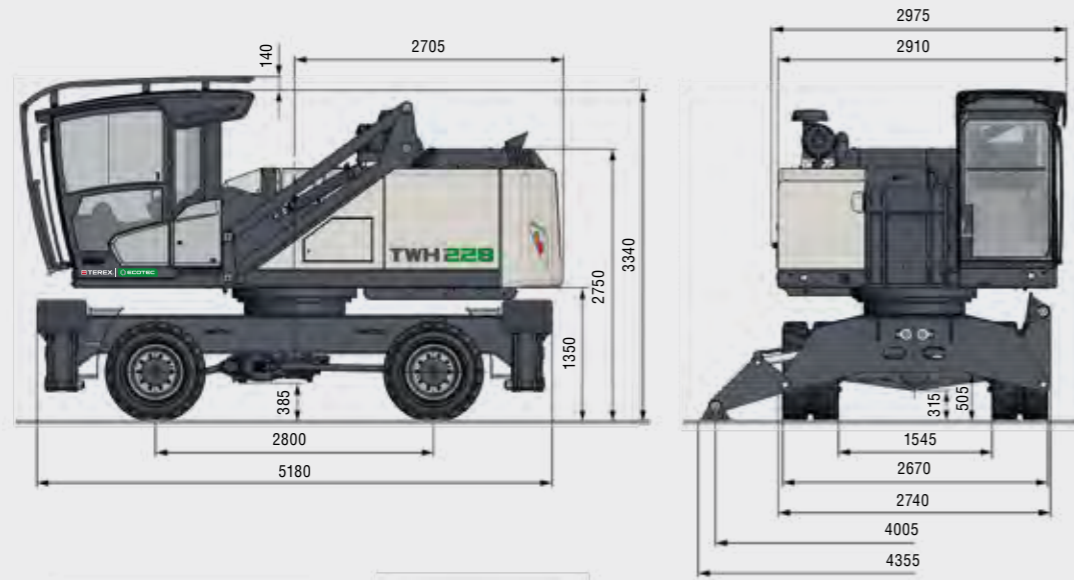
Specification subject to change without notice.

Further optional equipment available on request!  
Specification subject to change without notice.

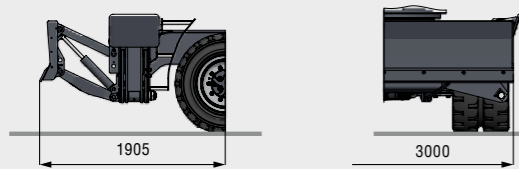
## Dimensions

(all dimensions in mm)

Undercarriage equipped with 4-point stabilisers



Dozer blade in addition to 4-point stabilisers



## Transport Dimensions

(all dimensions in mm)

12.6 m reach with dipper stick



## Working Ranges and Load Capacities

TWH 228

### 12.6 m reach with dipper stick

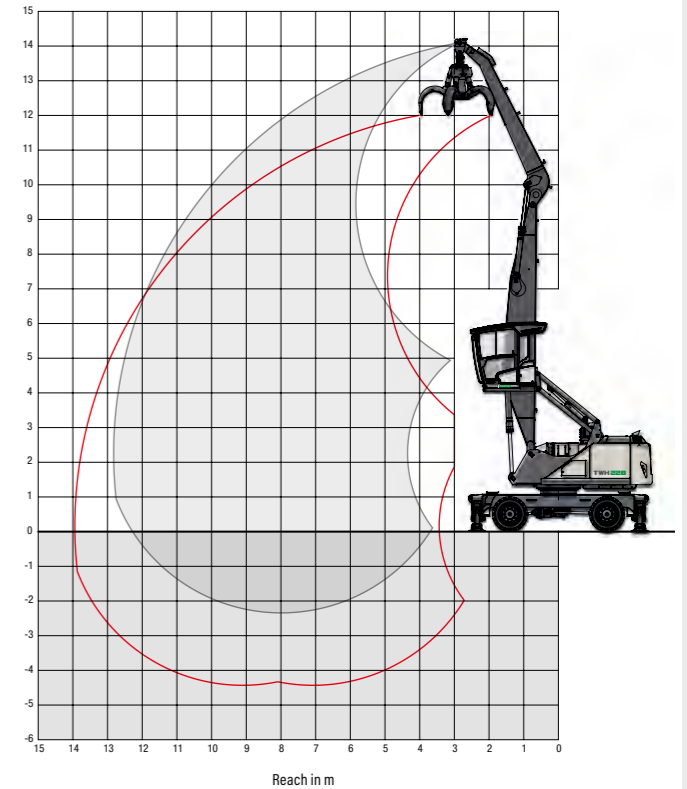
#### Loading equipment

Boom: 7.2 m

Dipper stick: 5.1 m

Cactus grab: 0.6 m<sup>3</sup>

The lift capacity values are stated in metric tons (t). The pump pressure is 360 bar. In accordance with ISO 10567 the lift capacity values represents 75% of the static tipping loads or 87% of the hydraulic lifting force (marked \*). On solid and level ground the values apply to a swing range of 360°. The (...) values apply in the longitudinal direction of the undercarriage. The values for "not supported" only apply via the steering axle or the locked oscillating axle. The weights of the attached load hoisting equipment (grab, load hook, etc.) must be deducted from the lift capacity values. The working load of the lifting device must be observed. In accordance with the EN 474-5 for object handling application hose rupture valves on the boom and stick cylinders, an overload warning device and the lift capacity table in the cab are required. For object handling application the machine has to be supported on a level ground.



Height [m]	Undercarriage outrigger	Reach [m]					
		4.5	6	7.5	9	10.5	12
13.5	not supported	(6.3°)					
	4-point supported	6.3° (6.3°)					
12	not supported		(6.6°)	(4.7°)			
	4-point supported		6.6° (6.6°)	4.7° (4.7°)			
10.5	not supported		(7.5°)	(5.6°)	(4.1°)		
	4-point supported		7.5° (7.5°)	6.5° (6.5°)	4.7° (4.7°)		
9	not supported		(8.0°)	(5.7°)	(4.2°)	(3.2°)	
	4-point supported		8.0° (8.0°)	7.5° (7.5°)	6.3° (6.3°)	4.3° (4.3°)	
7.5	not supported		(8.0°)	(5.6°)	(4.1°)	(3.2°)	
	4-point supported		8.7° (8.7°)	7.7° (7.7°)	6.3° (6.6°)	4.9° (5.6°)	
6	not supported	(9.3°)	(7.7°)	(5.4°)	(4.0°)	(3.1°)	(2.5°)
	4-point supported	9.3° (9.3°)	9.6° (9.6°)	7.9° (7.9°)	6.2° (6.8°)	4.8° (5.8°)	3.7° (4.1°)
4.5	not supported	(11.3°)	(7.2°)	(5.1°)	(3.9°)	(3.0°)	(2.4°)
	4-point supported	14.1° (14.1°)	10.4° (10.4°)	8.0° (8.3°)	6.0° (6.9°)	4.7° (5.9°)	3.8° (4.8°)
3	not supported	(10.0°)	(6.6°)	(4.8°)	(3.7°)	(2.9°)	(2.4°)
	4-point supported	15.8° (15.8°)	10.7° (11.1°)	7.6° (8.6°)	5.8° (7.0°)	4.6° (5.7°)	3.8° (4.7°)
1.5	not supported	(5.4°)	(6.1°)	(4.5°)	(3.5°)	(2.8°)	(2.3°)
	4-point supported	5.4° (5.4°)	10.2° (11.3°)	7.3° (8.6°)	5.6° (6.9°)	4.5° (5.6°)	3.7° (4.5°)
0	not supported	(4.8°)	(5.8°)	(4.3°)	(3.4°)	(2.8°)	(2.3°)
	4-point supported	4.8° (4.8°)	9.9° (10.6°)	7.1° (8.2°)	5.5° (6.6°)	4.4° (5.2°)	3.7° (3.9°)
-1.5	not supported		(5.7°)	(4.2°)	(3.3°)	(2.7°)	
	4-point supported		9.1° (9.1°)	7.0° (7.3°)	5.4° (5.8°)	4.4° (4.5°)	
		<b>Max. reach 12.8 m</b>					
2.3	not supported						(2.1°)
	4-point supported						3.2° (3.2°)



# TWH 236

**DESIGNED ESPECIALLY  
FOR HIGH PERFORMANCE,  
LIFTING CAPACITY AND  
MAXIMUM RELIABILITY.**

Cutting-edge engine technology combined with intelligent hydraulics make the **TWH 236** one of the fastest and most sensitive handlers in waste handling. 15 metres of reach and an undercarriage width of three metres, make it a particularly stable machine – impressive machine statistics backed up by impressive machine performance.

**Service weight without attachments**

<b>TWH 236</b>	33.0–35.5 t
----------------	-------------

**Diesel engine**

Manufacturer / model	Deutz TCD 6.1 L6
Design	6-cylinder in-line engine
Control	EEC IV
Functionality	4-stroke engine, direct common-rail fuel injection, turbocharger with charge air intercooling, controlled exhaust gas recirculation, diesel particle filter with a continuously regenerating system and SCR catalytic converter
Engine power	160 kW
Rated speed	2,000 rpm
Displacement	6.1 l
Cooling system	Water / charge air cooling with temperature-controlled fan speed
Exhaust emission standard	EU-Stage V
Fuel tank	315 l diesel
DEF / Urea tank	32 l Ad Blue

**Electrical system**

Alternator	28 V / 100 A
Operating voltage	24 V
Battery	2 × 12 V / 110 Ah / 760 A (as per EN)
Lighting system	2 × LED floodlights at the front of the machine, rear parking lights and indicator lights

**Travel drive**

Hydrostatic drive through infinitely variable axial piston motor with directly mounted travel brake valves, 2-gear transmission, all-wheel drive	
Travel speed 1st Gear	max. 5 km/h
Travel speed 2nd Gear	max. 17 km/h
Gradeability	max. 35 %
Turning radius	9.2 m

**Slewing drive**

Slewing ring	Double slewing ring with inner teeth
Drive	2-stage planetary gear with integrated multi-disk brake
Uppercarriage swing speed	0–7 rpm infinitely variable
Slewing lock	Electronically activated

**Undercarriage**

Front axle	Planetary drive axle with integrated drum brake, rigidly mounted, max. steering angle 27°
Rear axle	Planetary drive axles with integrated drum brake, with self-aligning bearing and switching oscillating lock
Outriggers	4-point stabilisers
Tyres	Elastic, solid rubber 8 × 12.00-20

**Brakes**

Service brake	Hydraulically operated single-service brake system acting on all four wheel pairs
Parking brake	Electronically-operated disc brake on the driving transmission acting on both axles

**Hydraulic system**

Max. flow rate	2 × 330 l/min
Max. operating pressure	320 / 360 bar
Hydraulic oil tank	366 l

**Operator's cab**

Cab	Continuously variable elevation system up to a viewing height of 5.6 m. Soundproof, insulating panoramic windows enabling all-round visibility, windscreen with pull-down sunblind, roof skylight, cab door sliding window, sliding door
Air conditioning	Automatic climate control. Infinitely variable water heating with 8-speed fans, 10 adjustable nozzles, 4 set into the roof lining and 3 defrosting nozzles
Operator's seat	Air-sprung comfort seat with integrated headrest, safety belt and lumbar support, optional seat heating. It allows for comfortable working by offering universal adjustment possibilities of the seat position, the seat incline, and the position of the seat cushion in relation to the armrests and pilot controls
Monitoring	Ergonomically-arranged, anti-glare controls, multi-functional display, automatic monitoring and storage of deviating operating conditions, (e.g. all hydraulic oil filters, hot/cold hydraulic oil temperature, coolant temperature and charge air temperature, diesel particle filter load), visual and acoustic warning up to the point of shutting feed forward control or reducing engine output. Individual sensor diagnosis using the multi-functional display, rear camera and side camera
Noise level	Sound power level (outdoor area) L <sub>WA</sub> 98.8 dB(A) (measured) as per directive 2000/14/EC L <sub>WA</sub> 101 dB(A) (guaranteed) as per directive 2000/14/EC Sound power level (inside the cab) as per the directive ISO 6396 L <sub>PA</sub> 70 dB(A)

Certification as per CE directives

Equipment

Engine	Standard	Option
Intercooler and coolant radiator	●	
Direct electronic fuel injection / common rail	●	
Advanced automatic idle incl. engine shut-off function	●	
Engine preheating		●
Engine diagnostics interface	●	
Temperature-dependent fan drive	●	
<b>Undercarriage</b>		
All-wheel drive with differential	●	
Drum brakes	●	
Rear axle oscillating lock	●	
2-speed powershift transmission		●
4-point stabilisers	●	
Dozer blade in addition to 4-point stabilisers		●
Stabiliser cylinders with integrated two-way check valves	●	
Piston rod protection on stabiliser cylinders	●	
Tool box	●	
Special paint (customer paint work)		●
Solid rubber tyres (12.00-20) with intermediate rings	●	
<b>Uppercarriage</b>		
Separate cooling system for engine and hydraulic oil cooler	●	
Cooling system with temperature-dependent fan drive	●	
Fan drive reversing function		●
Automatic central lubrication system	●	
Rear view camera	●	
Side view camera	●	
Electric refuelling pump		●
Lighting protection		●
Special paint (customer paint work)		●

Cab	Standard	Option
Hydraulically adjustable cab	●	
Safety glass	●	
Sliding window in cab door	●	
Glass ceiling	●	
Reinforced glass (windscreen and roof panel) P5A		●
Roof washer system (roof panel)		●
Air-cushioned operator seat with headrest, seatbelt, and lumbar support	●	
Seat heating		●
Joystick steering	●	
Steering column, height and tilt adjustable		●
Automatic air conditioning system	●	
Independent heating system		●
Multi-function display	●	
Document clip	●	
Roof guard grille		●
Protective grilles to front and roof		●
12V transformer		●
Radio USB & Bluetooth (EU & USA)		●
12V socket	●	
Fire extinguisher, dry powder		●
Travel alarm w/ rotating beacon		●
<b>Other equipment</b>		
Close proximity range limiter for dipper stick	●	
Coolant and hydraulic oil level monitoring system	●	
Filter system for attachments		●
Hose rupture valve for boom cylinder		●
Hose rupture valve for stick cylinder		●
Overload warning device		●
Quick coupling on dipper stick	●	
Dipper stick impact protection		●
Active cyclone prefilter (TOP AIR)		●
Hydraulic oil preheating		●
Lubrication of the grab suspension by central lubrication system	●	
Light packages LED		●
LED front headlights	●	
LED working lights cabin roof front	●	
Boom cylinder damping system (piston accumulator)		●
Fuchs Telematics System, incl. 2 years service	●	

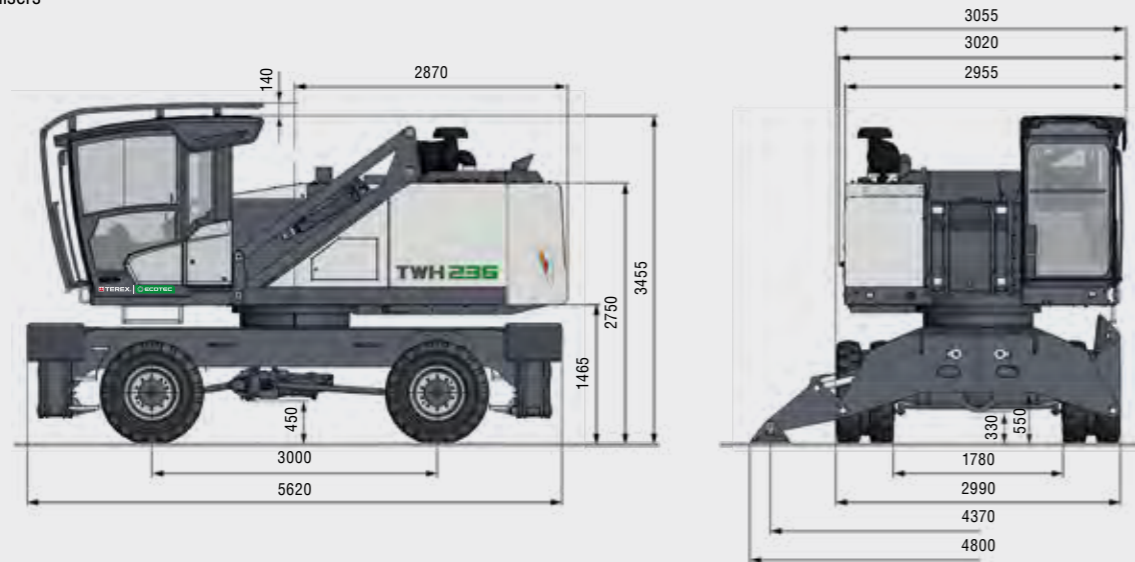
Specification subject to change without notice.

Further optional equipment available on request! Specification subject to change without notice.

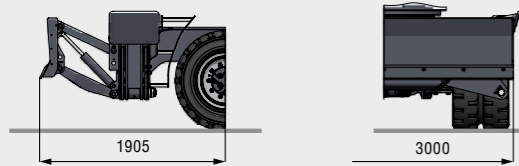
## Dimensions

(all dimensions in mm)

Undercarriage equipped with  
4-point stabilisers



Dozer blade  
in addition to 4-point stabilisers



## Transport Dimensions

(all dimensions in mm)

15.0 m reach  
with dipper stick



## Working Ranges and Load Capacities

TWH 236

### 15.0 m reach with dipper stick

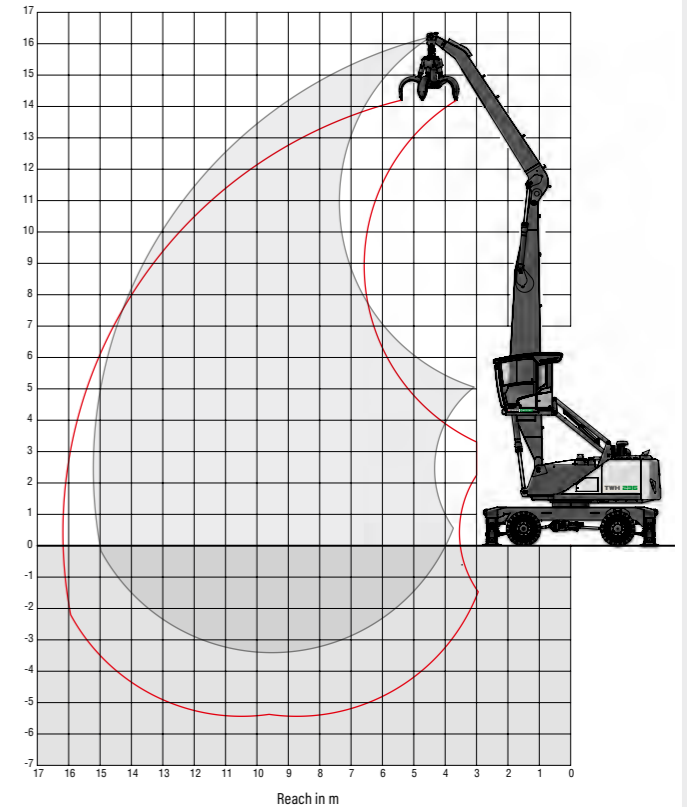
#### Loading equipment

Boom: 8.5 m

Dipper stick: 6.2 m

Cactus grab: 0.6 m<sup>3</sup>

The lift capacity values are stated in metric tons (t). The pump pressure is 360 bar. In accordance with ISO 10567 the lift capacity values represents 75% of the static tipping loads or 87% of the hydraulic lifting force (marked \*). On solid and level ground the values apply to a swing range of 360°. The (...) values apply in the longitudinal direction of the undercarriage. The values for "not supported" only apply via the steering axle or the locked oscillating axle. The weights of the attached load hoisting equipment (grab, load hook, etc.) must be deducted from the lift capacity values. The working load of the lifting device must be observed. In accordance with the EN 474-5 for object handling application hose rupture valves on the boom and stick cylinders, an overload warning device and the lift capacity table in the cab are required. For object handling application the machine has to be supported on a level ground.



Height [m]	Undercarriage outrigger	Reach [m]							
		4.5	6	7.5	9	10.5	12	13.5	15
15	not supported		(5.5°)	(3.7°)					
	4-point supported		5.5° (5.5°)	3.7° (3.7°)					
13.5	not supported			(5.7°)	(4.3°)				
	4-point supported			5.7° (5.7°)	4.3° (4.3°)				
12	not supported			(6.5°)	(5.5°)	(4.1°)			
	4-point supported			6.5° (6.5°)	5.7° (5.7°)	4.3° (4.3°)			
10.5	not supported			(7.2°)	(5.5°)	(4.2°)	(3.2°)		
	4-point supported			7.2° (7.2°)	6.6° (6.6°)	5.6° (5.6°)	3.8° (3.8°)		
9	not supported			(7.4°)	(5.4°)	(4.1°)	(3.2°)	(2.5°)	
	4-point supported			7.6° (7.6°)	6.7° (6.7°)	5.9° (5.9°)	5.1° (5.1°)	2.6° (2.6°)	
7.5	not supported			(7.1°)	(5.3°)	(4.0°)	(3.2°)	(2.5°)	
	4-point supported			8.0° (8.0°)	6.9° (6.9°)	6.0° (6.0°)	5.1° (5.3°)	4.1° (4.1°)	
6	not supported		(9.7°)	(6.7°)	(5.0°)	(3.9°)	(3.1°)	(2.5°)	
	4-point supported		10.5° (10.5°)	8.5° (8.5°)	7.1° (7.1°)	6.2° (6.2°)	5.0° (5.4°)	4.1° (4.8°)	
4.5	not supported	(13.9°)	(8.8°)	(6.3°)	(4.7°)	(3.7°)	(3.0°)	(2.4°)	(2.0°)
	4-point supported	16.3° (16.3°)	11.6° (11.6°)	9.0° (9.0°)	7.4° (7.4°)	6.1° (6.3°)	5.0° (5.5°)	4.1° (4.8°)	2.9° (2.9°)
3	not supported	(6.4°)	(7.9°)	(5.8°)	(4.4°)	(3.5°)	(2.8°)	(2.3°)	(1.9°)
	4-point supported	6.4° (6.4°)	12.5° (12.5°)	9.5° (9.5°)	7.4° (7.7°)	5.8° (6.4°)	4.8° (5.5°)	4.0° (4.7°)	3.4° (3.4°)
1.5	not supported		(7.1°)	(5.3°)	(4.1°)	(3.3°)	(2.7°)	(2.3°)	(1.9°)
	4-point supported		10.3° (10.3°)	9.2° (9.7°)	7.1° (7.8°)	5.6° (6.4°)	4.7° (5.4°)	3.9° (4.6°)	3.3° (3.3°)
0	not supported		(6.7°)	(5.0°)	(3.9°)	(3.2°)	(2.6°)	(2.2°)	(1.9°)
	4-point supported		7.0° (7.0°)	8.9° (9.5°)	6.8° (7.6°)	5.5° (6.3°)	4.5° (5.2°)	3.9° (4.3°)	3.0° (3.0°)
-1.5	not supported		(6.5°)	(4.9°)	(3.8°)	(3.1°)	(2.6°)	(2.2°)	
	4-point supported		6.5° (6.5°)	8.7° (8.7°)	6.7° (7.1°)	5.4° (5.9°)	4.5° (4.8°)	3.8° (3.8°)	
-3	not supported			(4.8°)	(3.8°)	(3.1°)			
	4-point supported			7.6° (7.6°)	6.3° (6.3°)	5.2° (5.2°)			
<b>Max. reach 15.2 m</b>									
2.5	not supported								(1.9°)
	4-point supported								2.4° (2.4°)

**Attachments and loading equipment depending on application**

- sorting grapple for multi-purpose stick or
- cactus, clamshell grab for dipperstick

**Cabin**

- Hydraulically adjustable cab
- Glass ceiling
- Sliding window in cab door
- Safety glass
- Automatic air conditioning system

**Deutz diesel engine**

- Increased performance with lower fuel consumption
- The diesel particle filter (DPF) is state of the art and provides a significantly improved working environment, which benefits both on-site personnel as well as the environment

**Uppercarriage**

- Separate cooling system for engine and hydraulic oil cooler
- Rear and side view camera
- Cooling system with temperature-dependent fan drive

**Undercarriage**

- All-wheel drive with differential
- 4-point stabilisers
- Solid rubber tyres







## DUNGANNON

32 Farlough Road  
Dungannon, Co. Tyrone  
BT71 4DT, Northern Ireland

Tel: +44 (0) 28 87 718 500

## NEWTON

22 Whittier Street  
Newton, New Hampshire  
USA, 03858

Tel: +1 (603) 382 0556

---

Dealer Stamp:

---

May 2019. The material in this document is for information only and is subject to change without notice. Terex Ecotec assumes no liability resulting from errors or omissions in this document, or from the use of the information contained herein. Due to continual product development we reserve the right to change specifications without notice. Any product performance figures given in this brochure are for guidance purposes only. This information does not constitute an expressed or implied warranty or guarantee, but shows text examples provided. These results will vary depending on product settings, screen media and sizes, feed source and types of material being processed. Photographs are for illustrative purposes only. Some or all of the machines in the illustrations may be fitted with optional extra. Products and services listed may be trademarks, service marks or trade names of Terex Corporation and/or its subsidiaries in the USA and other countries. All rights reserved. Terex is a registered trademark of Terex Corporation in the USA and many other countries © 2019 Terex Corporation.